

Tips for EBSCO Article Databases

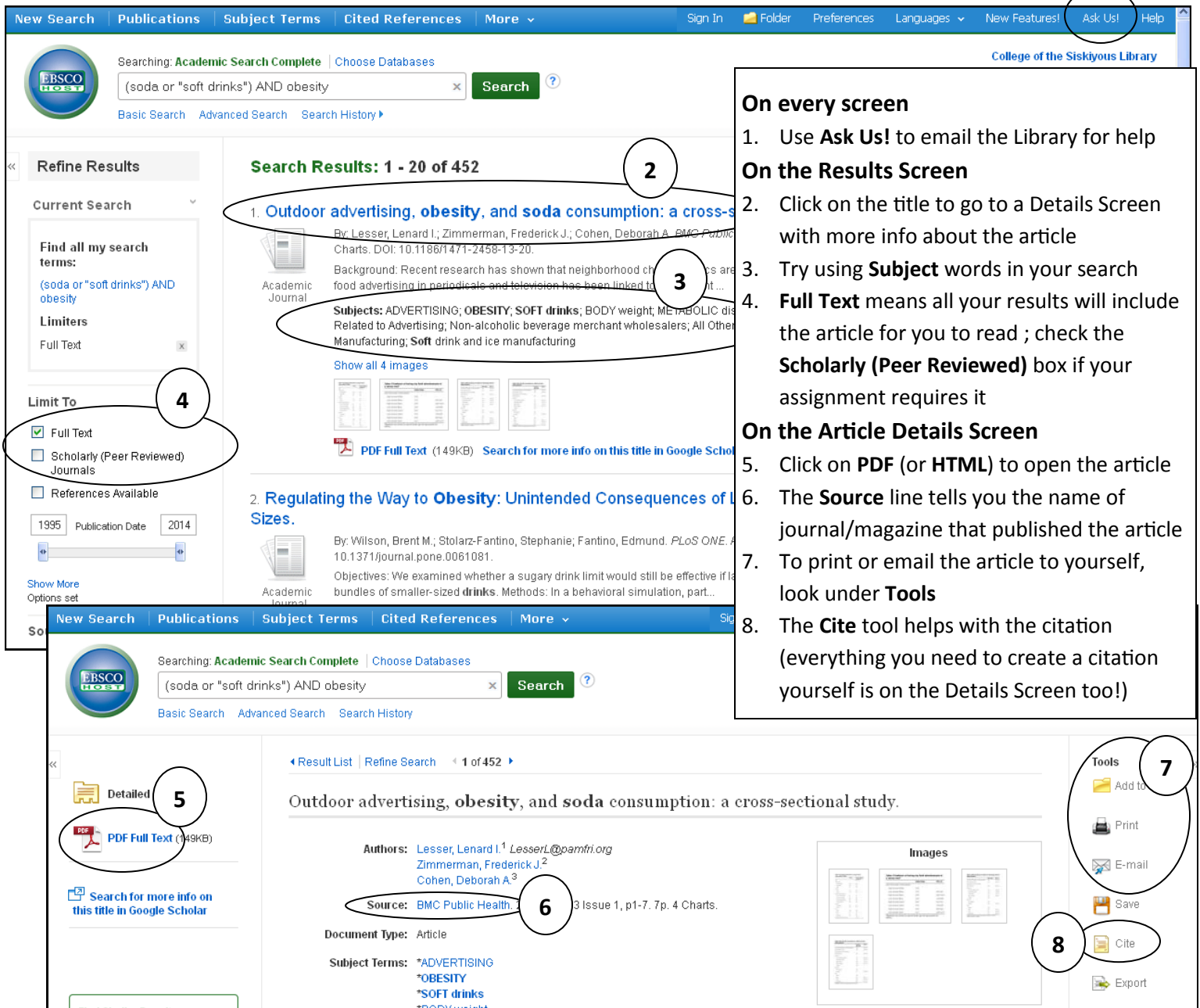
What is EBSCO?

EBSCO (acronym using the company founder's name: **E**lton **B.** Stephens **C**o.) is a company known for the hundreds of library databases they offer; the COS Library currently subscribes to about twenty-five EBSCO databases. Most of the EBSCO databases at COS contain articles from journals, magazines and newspapers; we do have one ebook collection as well.

Getting Started

1. Go to the Library's home page at: www.siskiyous.edu/library ; Click on the **A-Z List of Databases** link
2. Select the database you want to start with; click on the **On-** or **Off-Campus** link (depending where you are)
3. If you are off-campus, you will need to log in with your library card barcode number and account password

Key Features



1 **On every screen**
1. Use **Ask Us!** to email the Library for help

2 **On the Results Screen**
1. **Outdoor advertising, obesity, and soda consumption: a cross-sectional study.**
By: Lesser, Lenard I.; Zimmerman, Frederick J.; Cohen, Deborah A. *BMC Public Health*. DOI: 10.1186/1471-2458-13-20.
Background: Recent research has shown that neighborhood characteristics such as access to parks and food advertising in periodicals and television has been linked to obesity.
Subjects: ADVERTISING; OBESITY; SOFT drinks; BODY weight; METABOLIC disorders; Related to Advertising; Non-alcoholic beverage merchant wholesalers; All Other Manufacturing; Soft drink and ice manufacturing
Show all 4 images
PDF Full Text (149KB) Search for more info on this title in Google Scholar

2. **Regulating the Way to Obesity: Unintended Consequences of Larger Portion Sizes.**
By: Wilson, Brent M.; Stolarz-Fantino, Stephanie; Fantino, Edmund. *PLoS ONE*. DOI: 10.1371/journal.pone.0061081.
Objectives: We examined whether a sugary drink limit would still be effective if it included bundles of smaller-sized drinks. Methods: In a behavioral simulation, part...

3 **3** **3**

4 **4** **4**

5 **5** **5**

6 **6** **6**

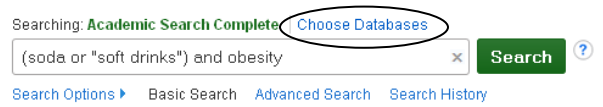
7 **7** **7**

8 **8** **8**

On the Article Details Screen
5. Click on **PDF** (or **HTML**) to open the article
6. The **Source** line tells you the name of journal/magazine that published the article
7. To print or email the article to yourself, look under **Tools**
8. The **Cite** tool helps with the citation (everything you need to create a citation yourself is on the Details Screen too!)

Choosing a Database

You can search more than one EBSCO database at the same time by using the **Choose Databases** link over the search box. Clicking on it will bring up a list of all the databases you can search at once. Choose the ones you want and click on **OK**.



A Short Guide to EBSCO Databases

General databases (cover a wide variety of topics)

Always consider using one or both of our two best general databases which cover a wide variety of topics:

- *Academic Search Complete* (has more academic research/scholarly/peer reviewed articles than *MasterFILE*)
- *MasterFILE Premier* (has more articles written for a general audience than *Academic Search*)

Subject Databases (focus on specific topics)

- *America: History & Life*
- *Business Source Elite*
- *Regional Business News*
- *ERIC* (education & teaching)
- *Professional Development Collection* (teaching)
- *MAS Ultra* (articles written for high school age students)
- *Primary Search* (articles written for elementary age kids)
- *Military & Government Collection*
- *Newspaper Source Plus* (newspaper articles)
- *Psychology & Behavioral Sciences Collection*
- *Religion & Philosophy Collection*

Databases for Nursing & Health Professionals

- *CINAHL Plus*
- *Health Source (Nursing Edition)*
- *MEDLINE*

Databases of Health Information (for consumers)

- *AltHealth Watch* (alternative medicine)
- *Consumer Health Complete*
- *Health Source (Consumer Edition)*

Your EBSCO Account

EBSCO accounts are free and completely optional; they are separate from your library card account. EBSCO does not use your account information for marketing, spam, etc. Having an EBSCO account allows you to:

- Save articles and ebooks to read later or for an ongoing research project
- Create alerts for a particular search so that you will be notified when new information is available on your topic
- Create alerts for journals so that you will be notified when the new issue of a journal is available

Creating an account

1. Click on **Sign In** (top blue bar)
2. Click **Create a new account**

Saving articles & ebooks in your account

1. Log in using the **Sign In** link (top blue bar)
2. When you find an article that you want to save, click on the blue folder icon



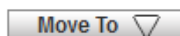
Viewing the articles & ebooks in your account

1. Log in using the **Sign In** link (top blue bar)
2. Click on **Folder** (next to the Sign In link)



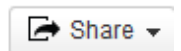
Organizing the articles in your account

1. In your account, look for the **My Custom** link in the left sidebar; click on **New**
2. Type in a name for your folder and click on **Save**
3. Check the boxes to the left of the article or ebook titles you wish to put in the folder
4. Click on **Move To** and choose the folder you want



Creating a search alert

1. Type in your search
2. From the results screen, click on **Share**
3. Click on **Email Alert**, then **Sign In** (if you're not already)
4. Adjust any options you want, such as frequency, and click on **Save**



Creating a journal alert

1. Click on the **Publications** link (top blue bar)
2. Search for the title you want using the *Publications* search box (not the search box next to the EBSCO logo)
3. Click on the title you want
4. Click on **Share**
5. Click on **Email Alert**, then **Sign In** (if you're not already)
6. Adjust your options and click **Save**

*To make changes or delete the alert: login to your account & look for **Journal Alerts** in the left sidebar*