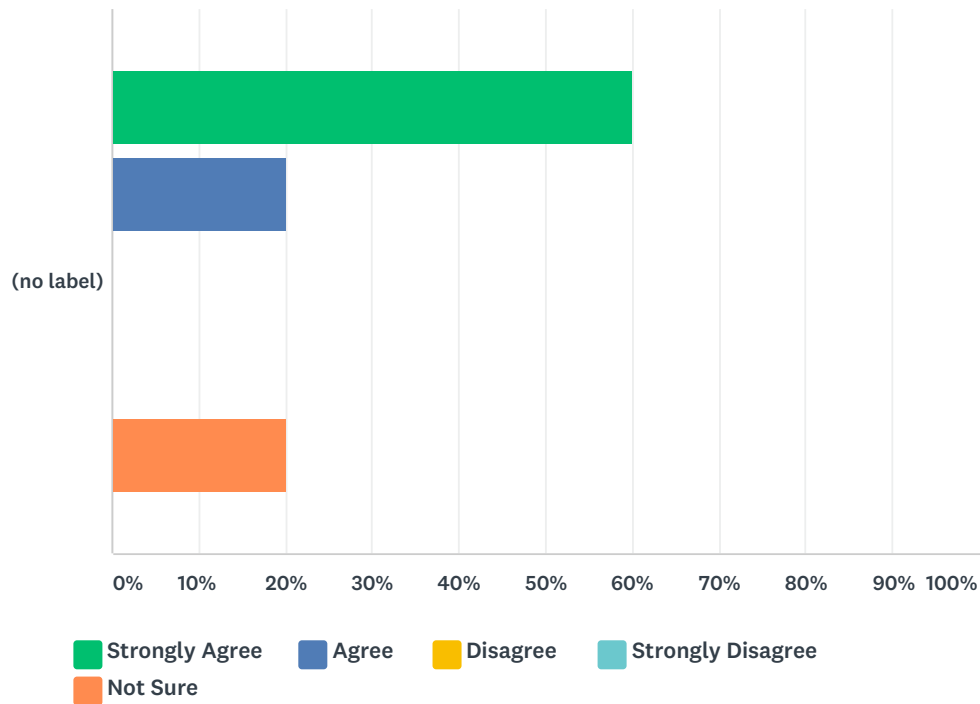


### Q1 The Board fulfills its policy role; the Board's policies are up-to-date and regularly reviewed.

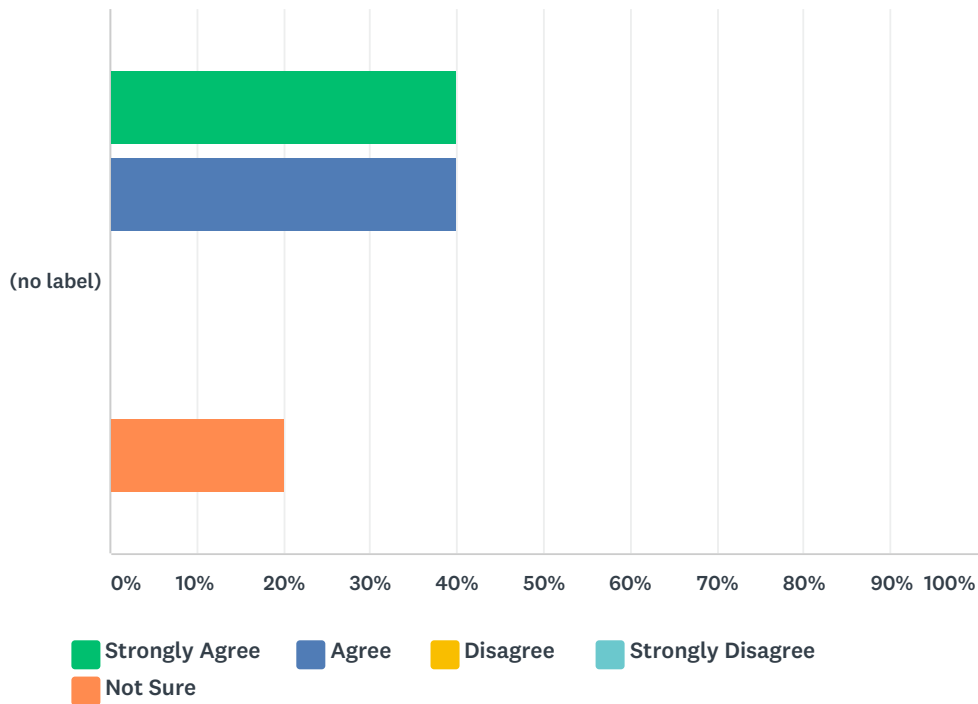
Answered: 5 Skipped: 0



	STRONGLY AGREE	AGREE	DISAGREE	STRONGLY DISAGREE	NOT SURE	TOTAL	WEIGHTED AVERAGE
(no label)	60.00% 3	20.00% 1	0.00% 0	0.00% 0	20.00% 1	5	4.00

## Q2 The Board regularly reviews the district's mission and goals and monitors progress toward the goals.

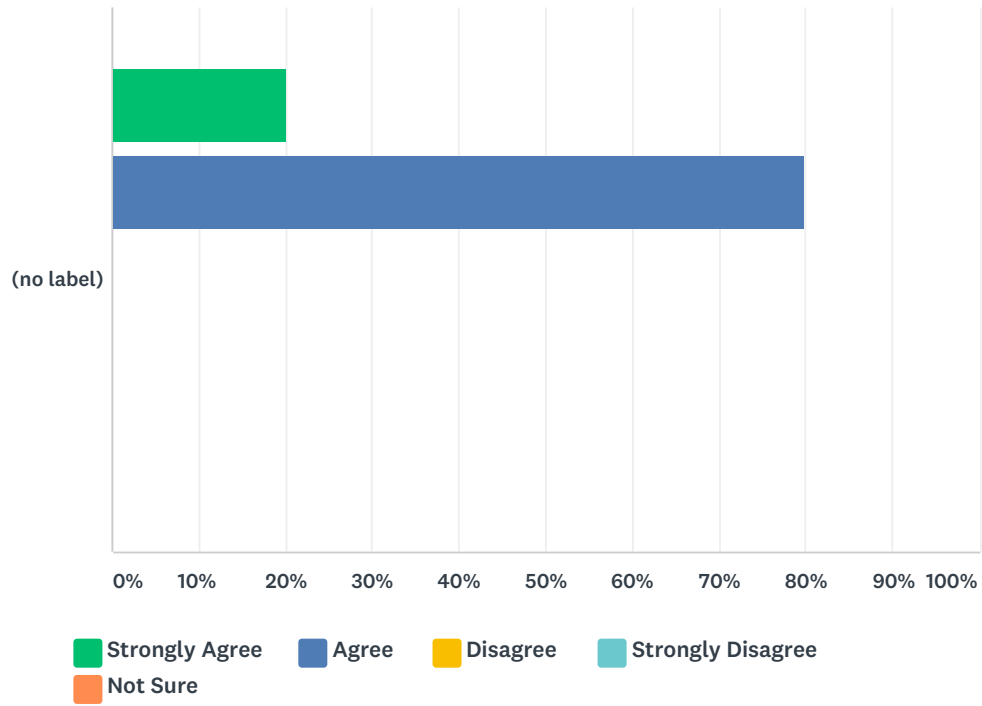
Answered: 5 Skipped: 0



	STRONGLY AGREE	AGREE	DISAGREE	STRONGLY DISAGREE	NOT SURE	TOTAL	WEIGHTED AVERAGE
(no label)	40.00% 2	40.00% 2	0.00% 0	0.00% 0	20.00% 1	5	3.80

### Q3 The Board monitors implementation of the facilities master plan.

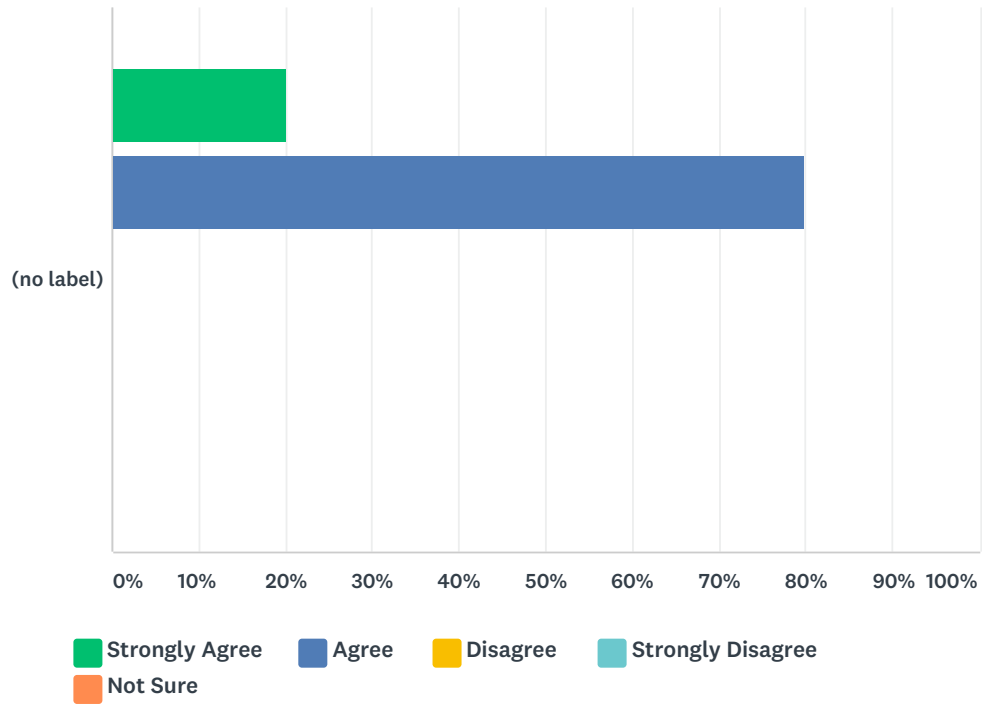
Answered: 5 Skipped: 0



	STRONGLY AGREE	AGREE	DISAGREE	STRONGLY DISAGREE	NOT SURE	TOTAL	WEIGHTED AVERAGE
(no label)	20.00% 1	80.00% 4	0.00% 0	0.00% 0	0.00% 0	5	4.20

### Q4 The Board monitors implementation of the Institutional Master Plan.

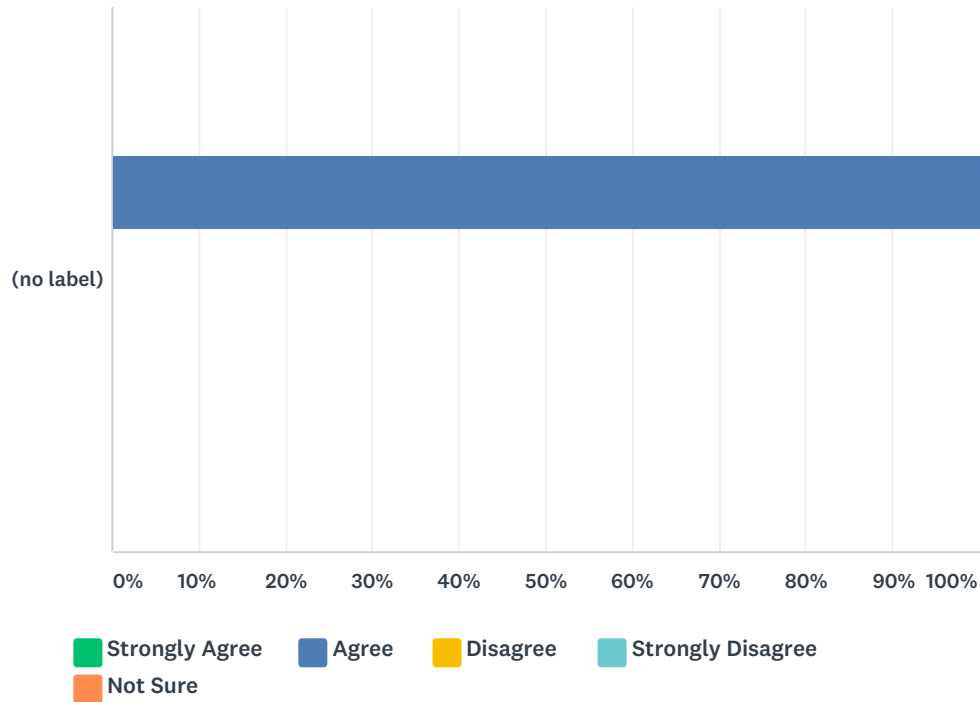
Answered: 5 Skipped: 0



	STRONGLY AGREE	AGREE	DISAGREE	STRONGLY DISAGREE	NOT SURE	TOTAL	WEIGHTED AVERAGE
(no label)	20.00%	80.00%	0.00%	0.00%	0.00%	5	4.20
	1	4	0	0	0		

### Q5 The Board is involved in the planning process of both the Facilities and Institutional Master Plans.

Answered: 5 Skipped: 0



	STRONGLY AGREE	AGREE	DISAGREE	STRONGLY DISAGREE	NOT SURE	TOTAL	WEIGHTED AVERAGE
(no label)	0.00% 0	100.00% 5	0.00% 0	0.00% 0	0.00% 0	5	4.00

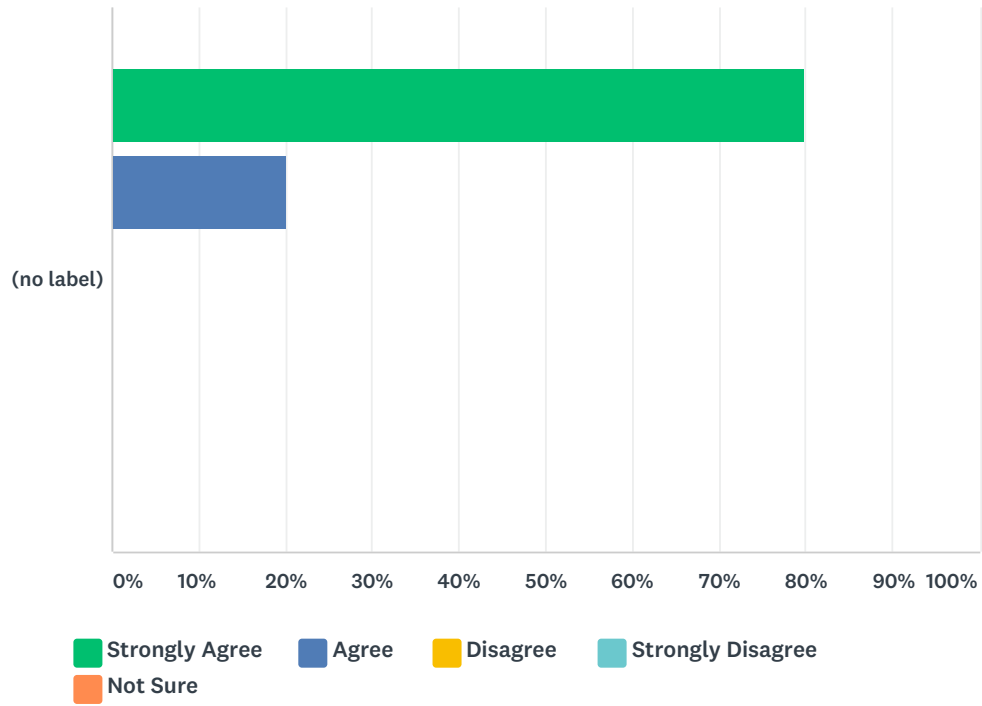
## Q6 Comments on Mission, Planning, and Policy

Answered: 0 Skipped: 5

#	RESPONSES	DATE
	There are no responses.	

### Q7 The Board maintains an excellent working relationship with the CEO.

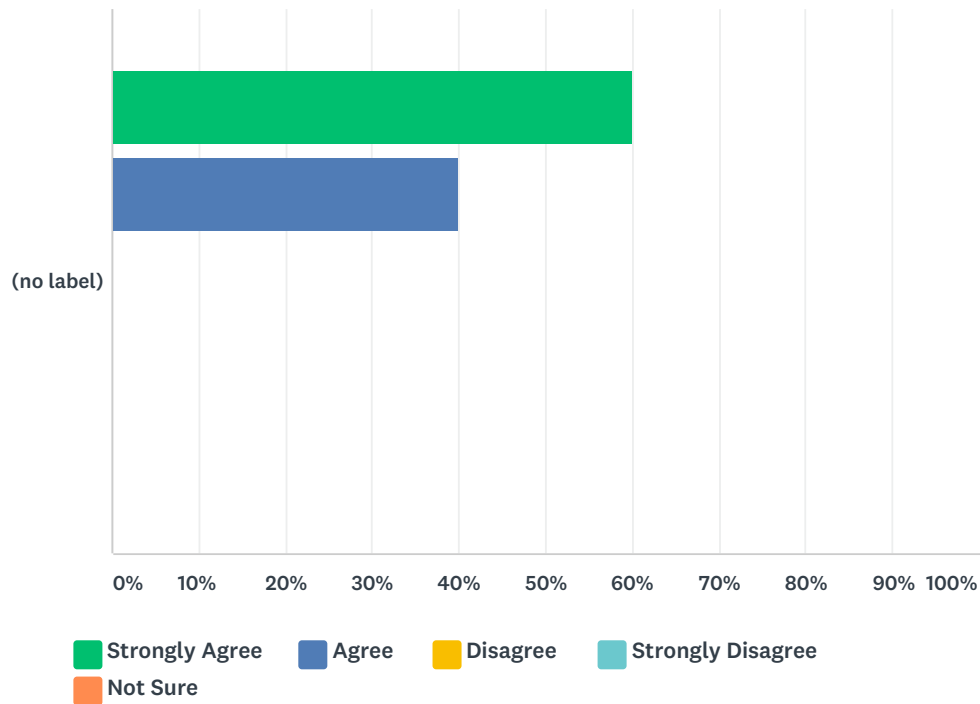
Answered: 5 Skipped: 0



	STRONGLY AGREE	AGREE	DISAGREE	STRONGLY DISAGREE	NOT SURE	TOTAL	WEIGHTED AVERAGE
(no label)	80.00%	20.00%	0.00%	0.00%	0.00%	5	4.80
	4	1	0	0	0		

### Q8 The Board sets clear expectations for and effectively evaluates the CEO monthly.

Answered: 5 Skipped: 0

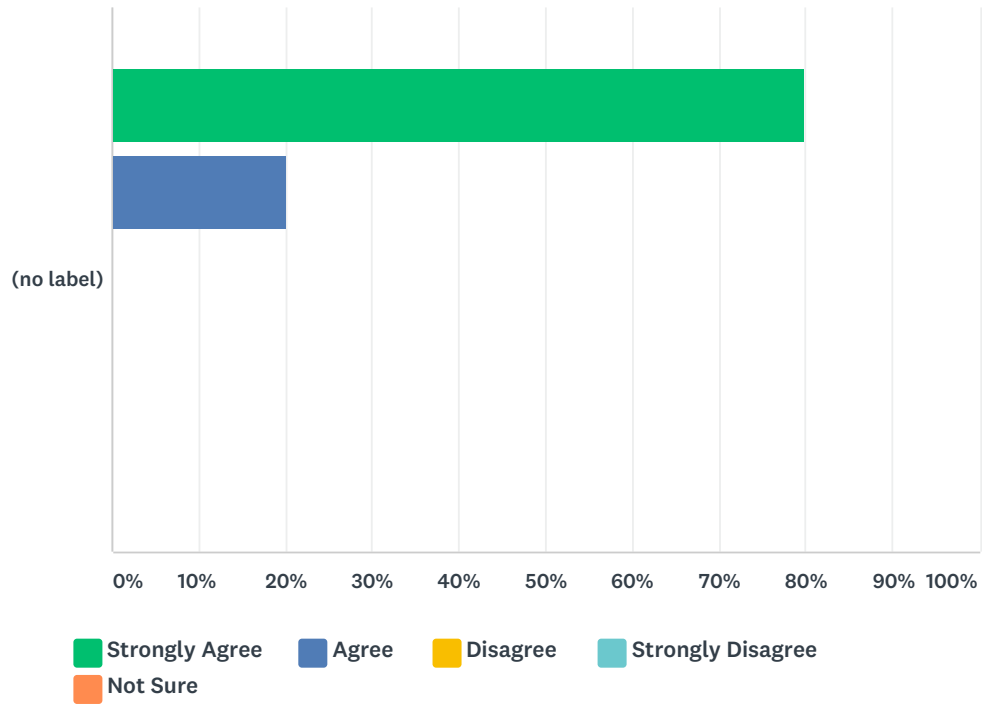


	STRONGLY AGREE	AGREE	DISAGREE	STRONGLY DISAGREE	NOT SURE	TOTAL	WEIGHTED AVERAGE
(no label)	60.00% 3	40.00% 2	0.00% 0	0.00% 0	0.00% 0	5	4.60



### Q9 The Board delegates authority to and supports the CEO.

Answered: 5 Skipped: 0



	STRONGLY AGREE	AGREE	DISAGREE	STRONGLY DISAGREE	NOT SURE	TOTAL	WEIGHTED AVERAGE
(no label)	80.00% 4	20.00% 1	0.00% 0	0.00% 0	0.00% 0	5	4.80

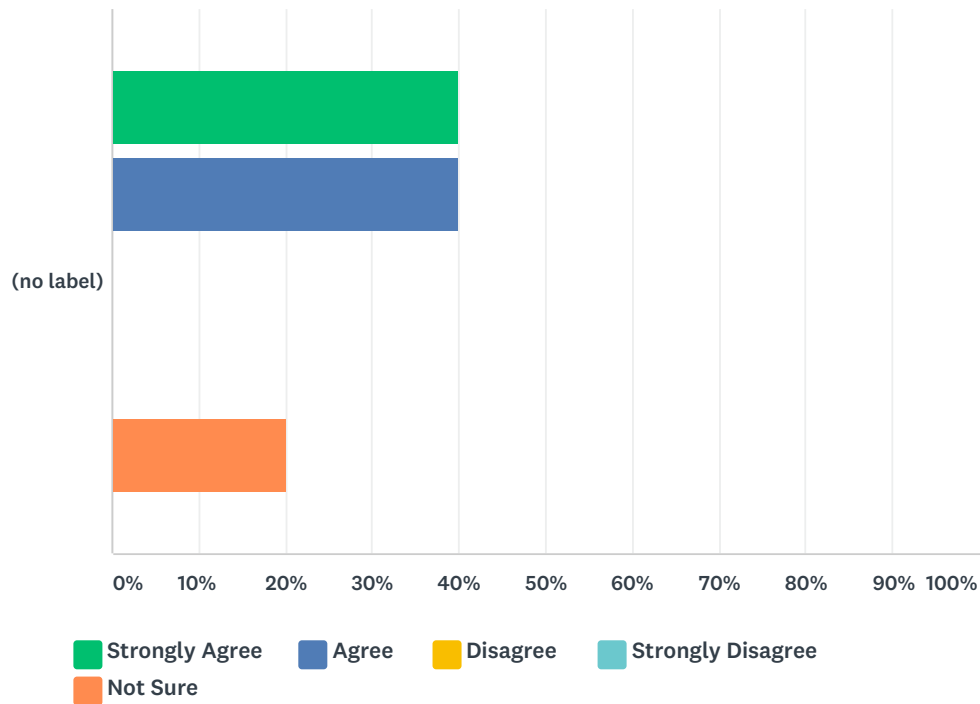
## Q10 Comments on Board - CEO Relations

Answered: 3 Skipped: 2

#	RESPONSES	DATE
1	We are fortunate to have a wonderful CEO that is a deep pragmatic thinker whom treats everyone with a warm and generous attitude.	4/22/2019 10:36 AM
2	Feel we've established an excellent working relationship with Dr. Schoonmaker. Through e-mails and/or phone calls, I feel informed of all important matters concerning the college.	4/17/2019 8:04 PM
3	Dr. Schoonmaker is an effective CEO and works well with the entire board.	4/9/2019 8:12 PM

### Q11 The Board including the Student Trustee advocates on behalf of the college to local, state, and federal governments.

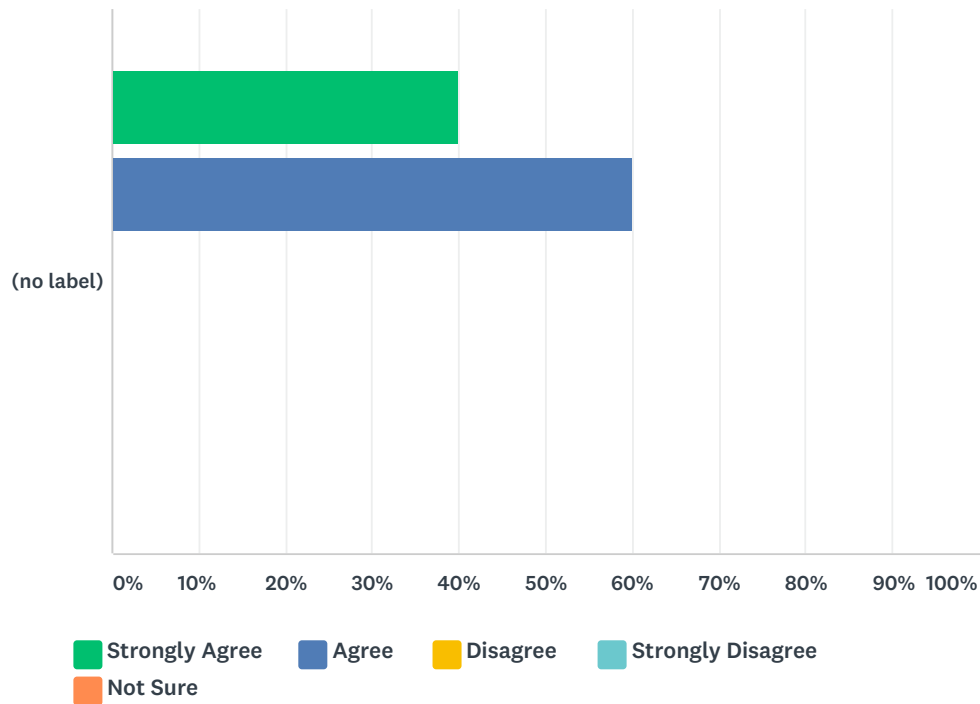
Answered: 5 Skipped: 0



	STRONGLY AGREE	AGREE	DISAGREE	STRONGLY DISAGREE	NOT SURE	TOTAL	WEIGHTED AVERAGE
(no label)	40.00% 2	40.00% 2	0.00% 0	0.00% 0	20.00% 1	5	3.80

### Q12 The Board including the Student Trustee regularly engages in community outreach and reports these activities at Board meetings.

Answered: 5 Skipped: 0



	STRONGLY AGREE	AGREE	DISAGREE	STRONGLY DISAGREE	NOT SURE	TOTAL	WEIGHTED AVERAGE
(no label)	40.00% 2	60.00% 3	0.00% 0	0.00% 0	0.00% 0	5	4.40

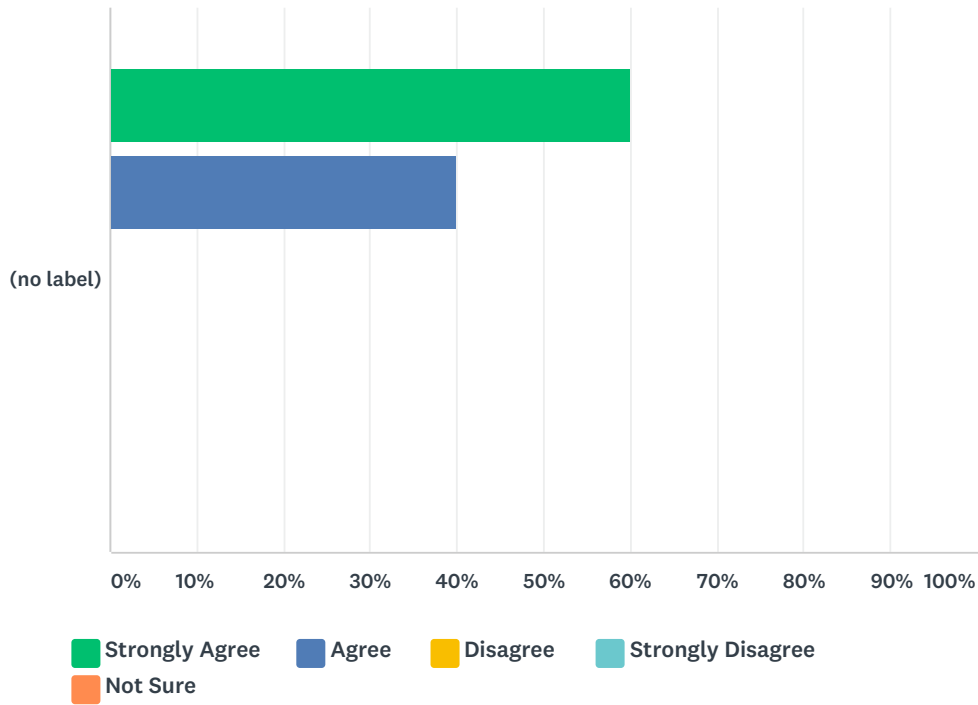
## Q13 Comments on Community Relations & Advocacy

Answered: 1 Skipped: 4

#	RESPONSES	DATE
1	I firmly agree that every Trustee is very involved in their own community.	4/22/2019 10:37 AM

### Q14 The Board effectively monitors the quality and effectiveness of the educational programs and services through reports, data collection and surveys.

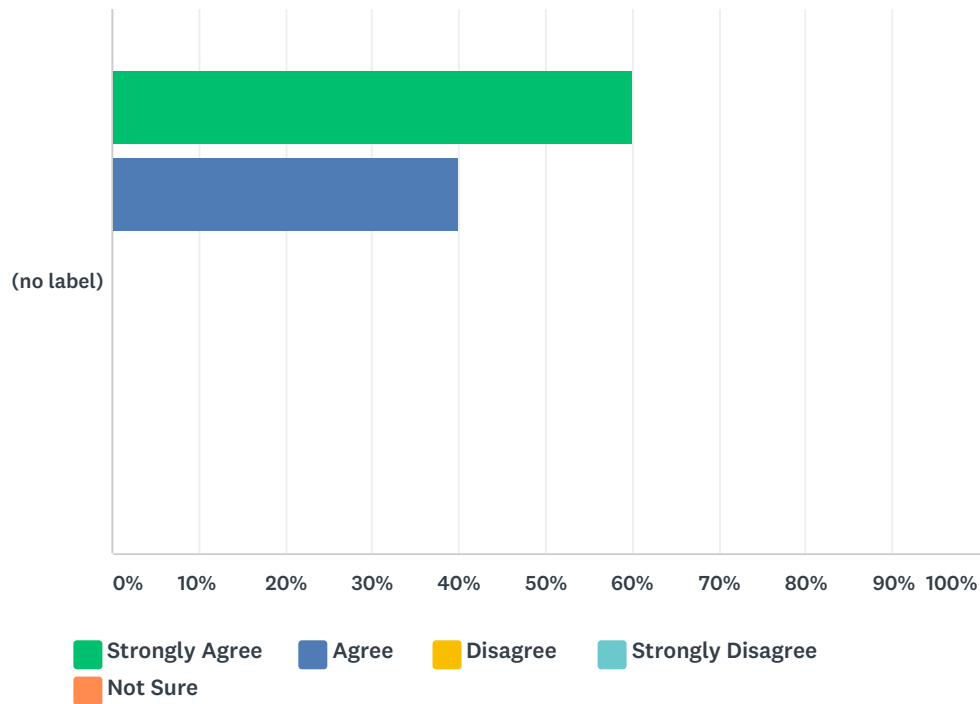
Answered: 5 Skipped: 0



	STRONGLY AGREE	AGREE	DISAGREE	STRONGLY DISAGREE	NOT SURE	TOTAL	WEIGHTED AVERAGE
(no label)	60.00% 3	40.00% 2	0.00% 0	0.00% 0	0.00% 0	5	4.60

### Q15 Board members receive reports and presentations on what is new and different in instructional programs and student services.

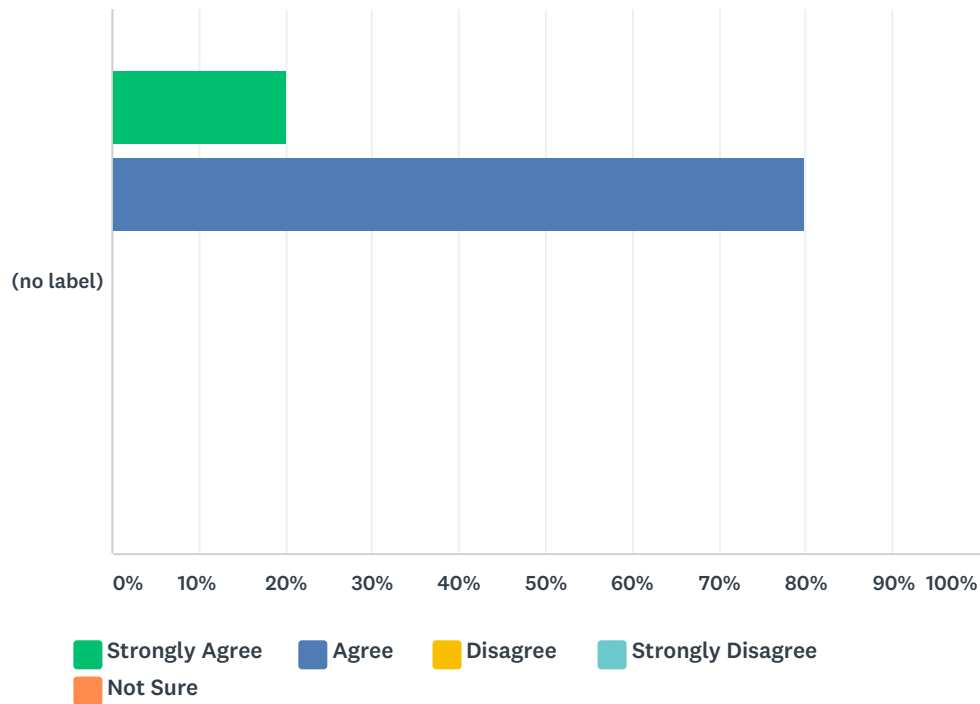
Answered: 5 Skipped: 0



	STRONGLY AGREE	AGREE	DISAGREE	STRONGLY DISAGREE	NOT SURE	TOTAL	WEIGHTED AVERAGE
(no label)	60.00% 3	40.00% 2	0.00% 0	0.00% 0	0.00% 0	5	4.60

### Q16 The Board endorses ongoing professional development for all staff as it relates to classroom teaching and learning.

Answered: 5 Skipped: 0

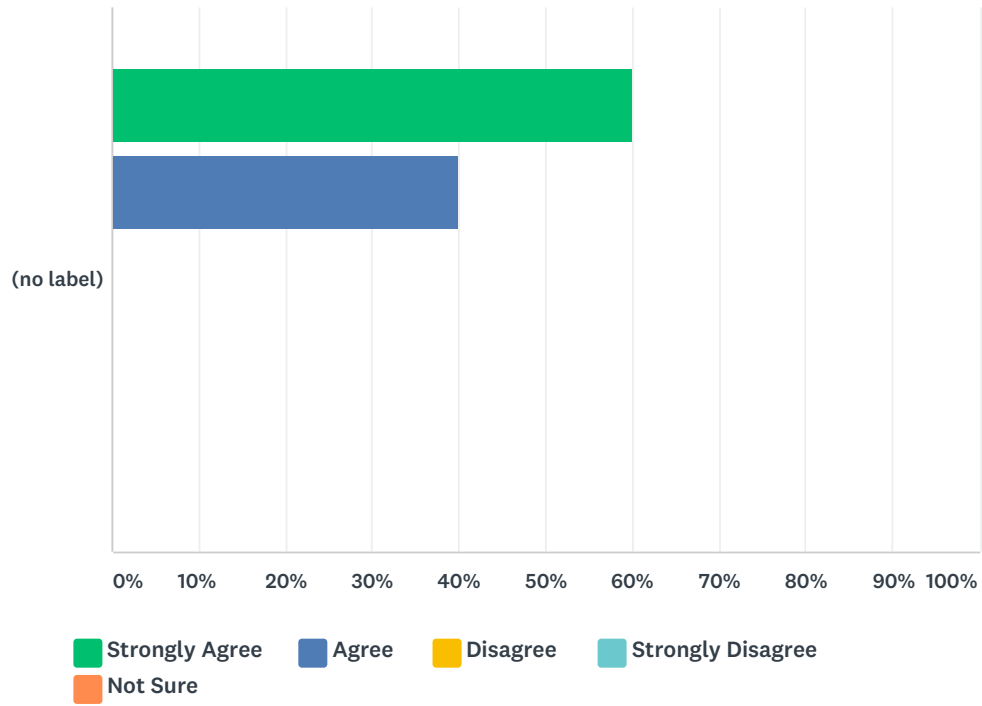


	STRONGLY AGREE	AGREE	DISAGREE	STRONGLY DISAGREE	NOT SURE	TOTAL	WEIGHTED AVERAGE
(no label)	20.00%	80.00%	0.00%	0.00%	0.00%	5	4.20
	1	4	0	0	0		



### Q17 The Board approves all instructional programs.

Answered: 5 Skipped: 0



	STRONGLY AGREE	AGREE	DISAGREE	STRONGLY DISAGREE	NOT SURE	TOTAL	WEIGHTED AVERAGE
(no label)	60.00% 3	40.00% 2	0.00% 0	0.00% 0	0.00% 0	5	4.60

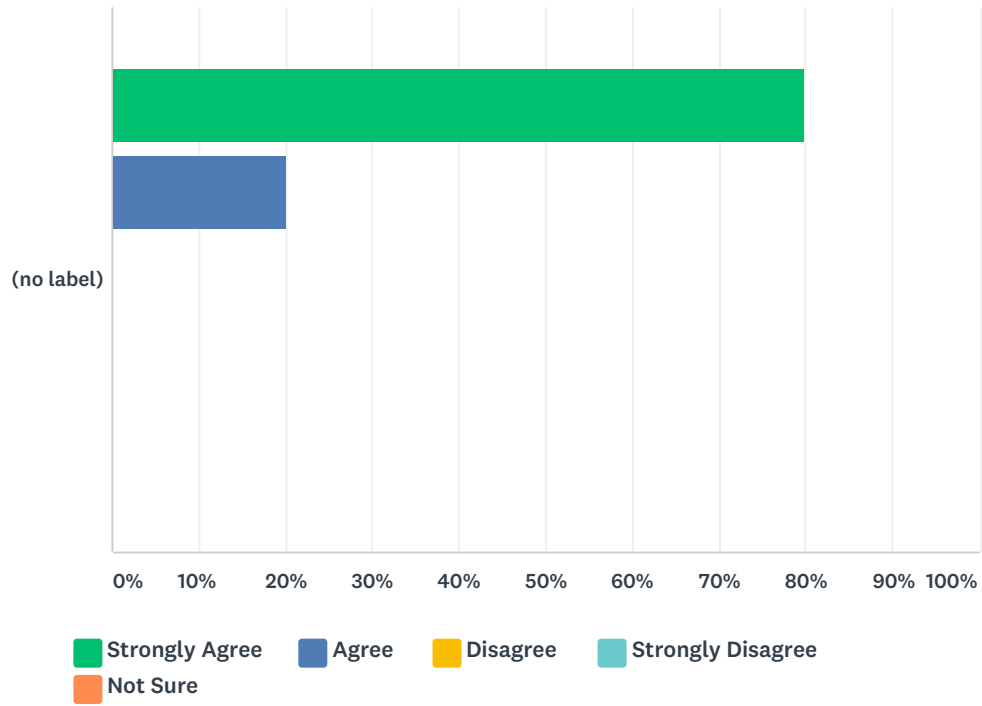
## Q18 Comments on Educational Programs and Quality

Answered: 0 Skipped: 5

#	RESPONSES	DATE
	There are no responses.	

### Q19 The Board assures the fiscal stability and health of the district.

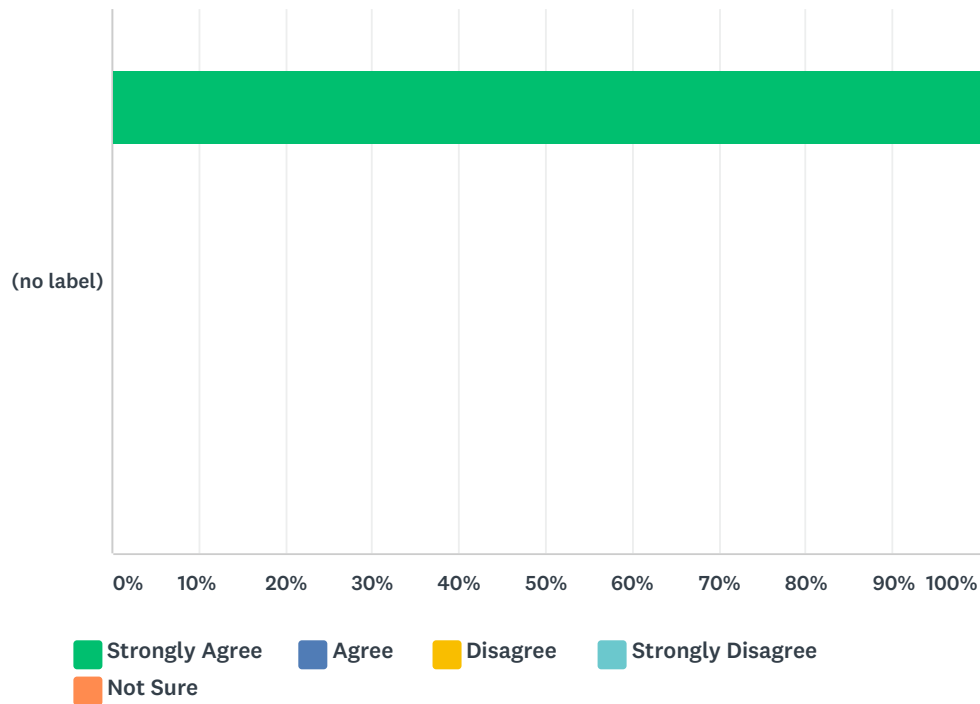
Answered: 5 Skipped: 0



	STRONGLY AGREE	AGREE	DISAGREE	STRONGLY DISAGREE	NOT SURE	TOTAL	WEIGHTED AVERAGE
(no label)	80.00%	20.00%	0.00%	0.00%	0.00%	5	4.80
	4	1	0	0	0		

### Q20 The Board regularly receives and reviews reports on the financial status of the institution.

Answered: 5 Skipped: 0



	STRONGLY AGREE	AGREE	DISAGREE	STRONGLY DISAGREE	NOT SURE	TOTAL	WEIGHTED AVERAGE
(no label)	100.00%	0.00%	0.00%	0.00%	0.00%	5	5.00
	5	0	0	0	0		

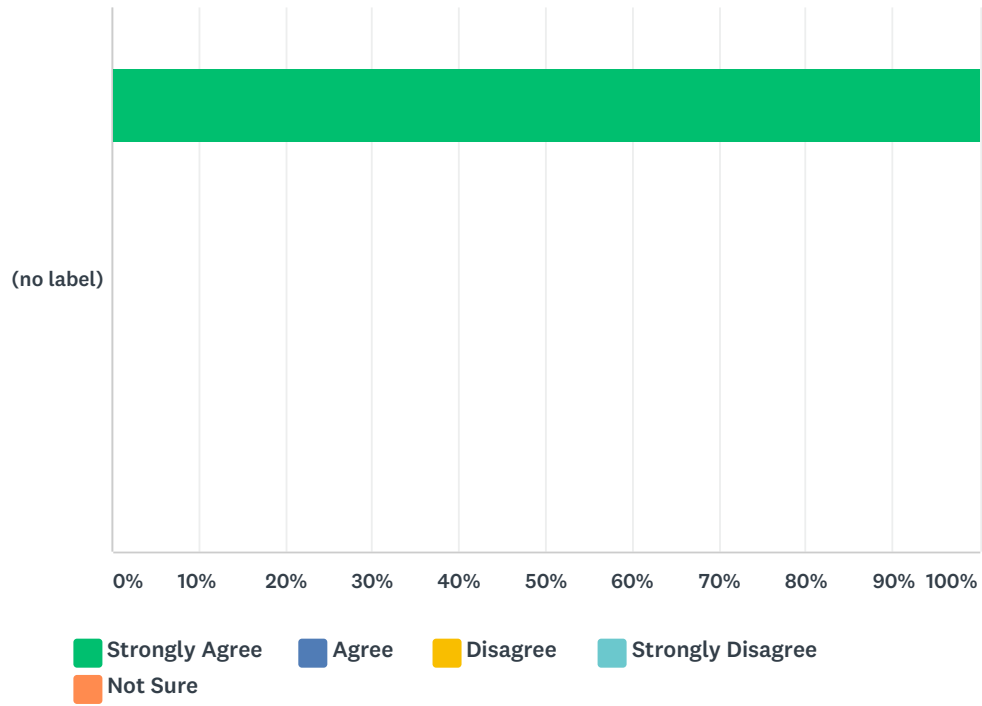
## Q21 Comments on Fiduciary Role

Answered: 0 Skipped: 5

#	RESPONSES	DATE
	There are no responses.	

### Q22 Board members refrain from attempting to manage employee work.

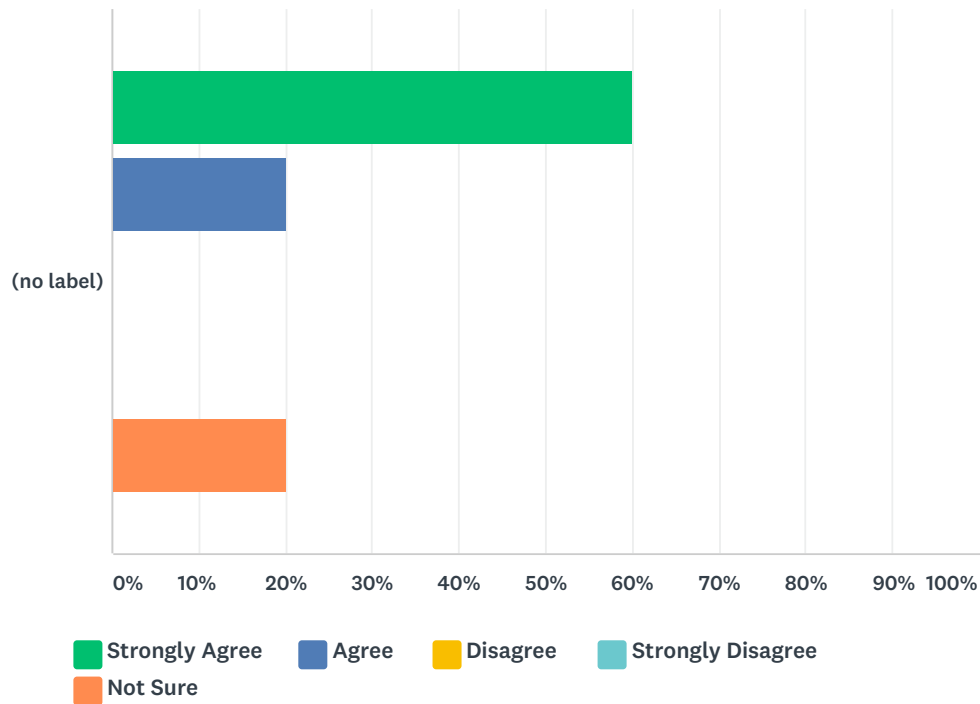
Answered: 5 Skipped: 0



	STRONGLY AGREE	AGREE	DISAGREE	STRONGLY DISAGREE	NOT SURE	TOTAL	WEIGHTED AVERAGE
(no label)	100.00%	0.00%	0.00%	0.00%	0.00%	5	5.00
	5	0	0	0	0		

### Q23 The Board respects faculty, staff, and student participation in college decision-making.

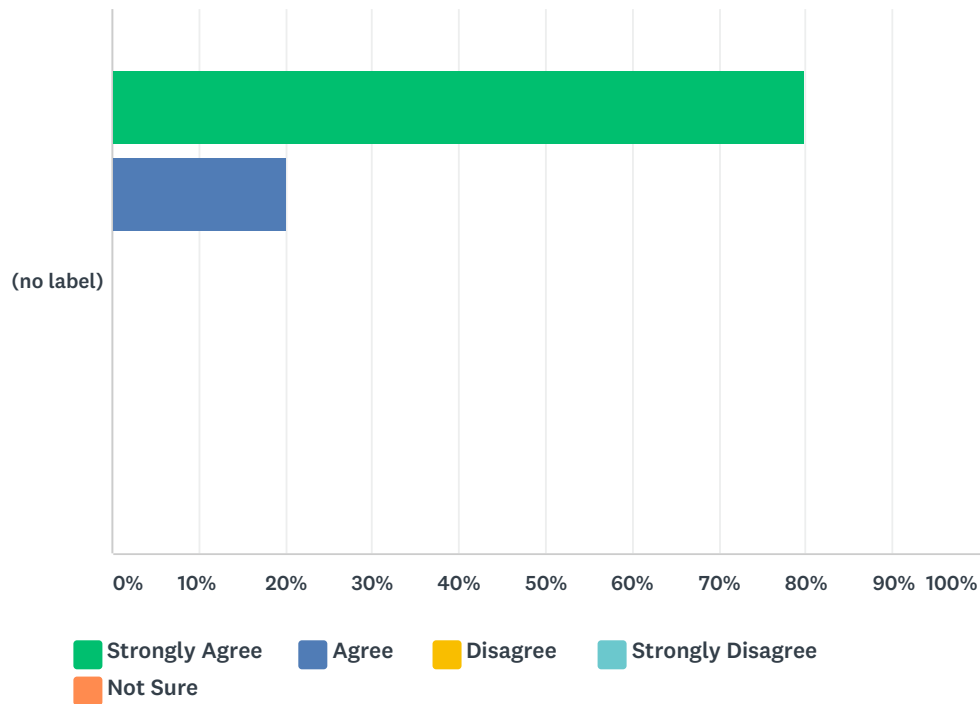
Answered: 5 Skipped: 0



	STRONGLY AGREE	AGREE	DISAGREE	STRONGLY DISAGREE	NOT SURE	TOTAL	WEIGHTED AVERAGE
(no label)	60.00% 3	20.00% 1	0.00% 0	0.00% 0	20.00% 1	5	4.00

### Q24 The Board's human resources policies provide for fair and equitable treatment of staff.

Answered: 5 Skipped: 0

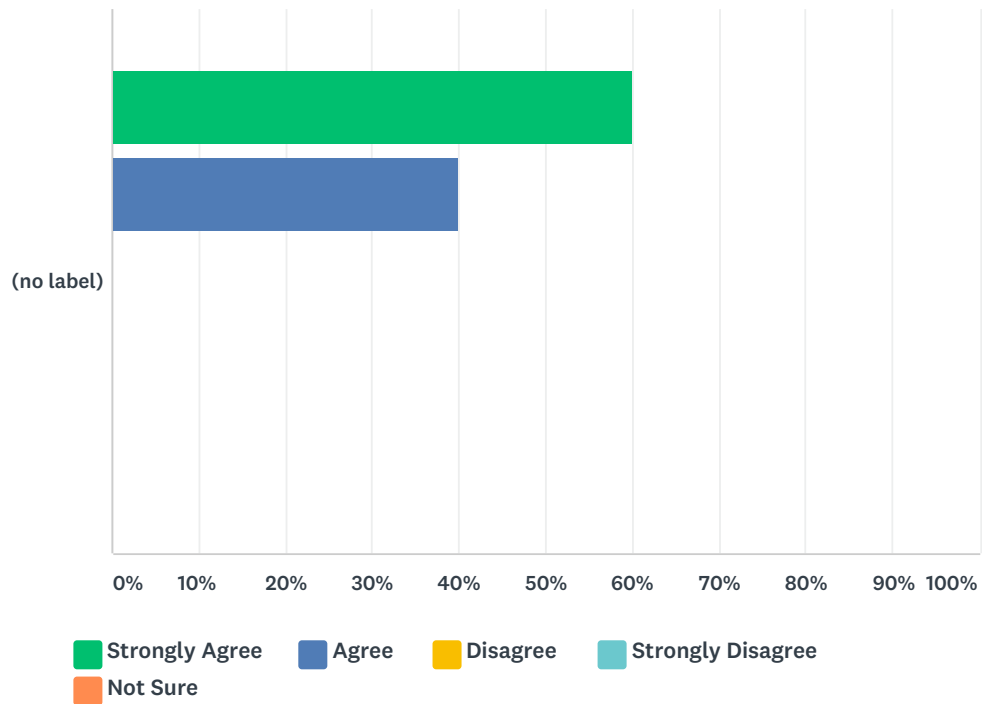


	STRONGLY AGREE	AGREE	DISAGREE	STRONGLY DISAGREE	NOT SURE	TOTAL	WEIGHTED AVERAGE
(no label)	80.00%	20.00%	0.00%	0.00%	0.00%	5	4.80
	4	1	0	0	0		



## Q25 The Board has established and follows clear parameters for collective bargaining.

Answered: 5 Skipped: 0



	STRONGLY AGREE	AGREE	DISAGREE	STRONGLY DISAGREE	NOT SURE	TOTAL	WEIGHTED AVERAGE
(no label)	60.00%	40.00%	0.00%	0.00%	0.00%	5	4.60
	3	2	0	0	0		

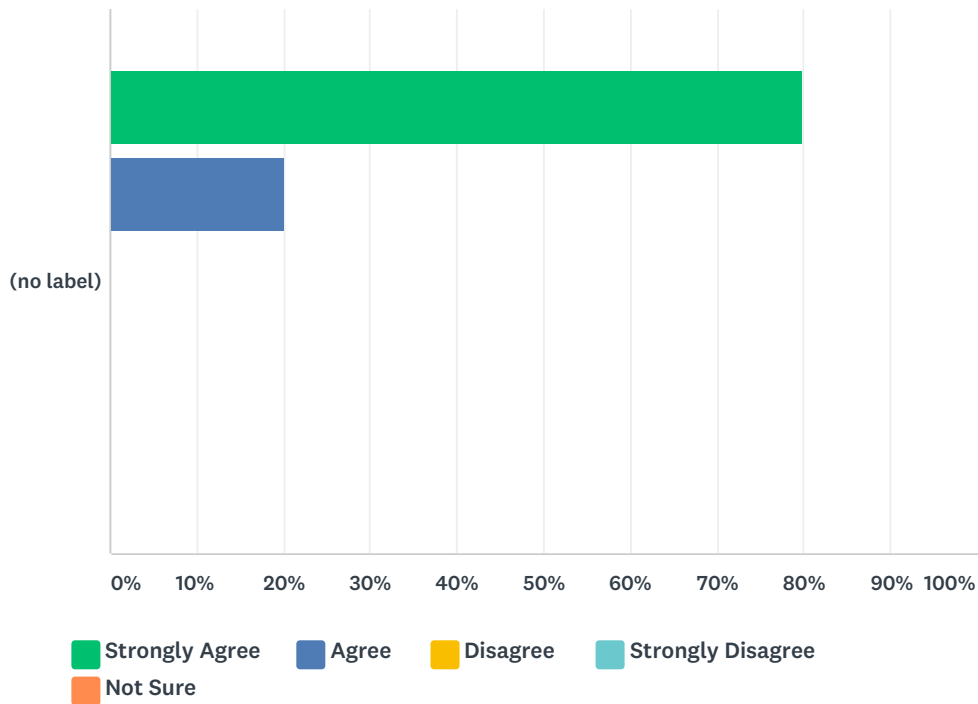
## Q26 Comments on Human Resources and Staff Relations

Answered: 0 Skipped: 5

#	RESPONSES	DATE
	There are no responses.	

### Q27 The Board including the Student Trustee understands and fulfills its roles and responsibilities.

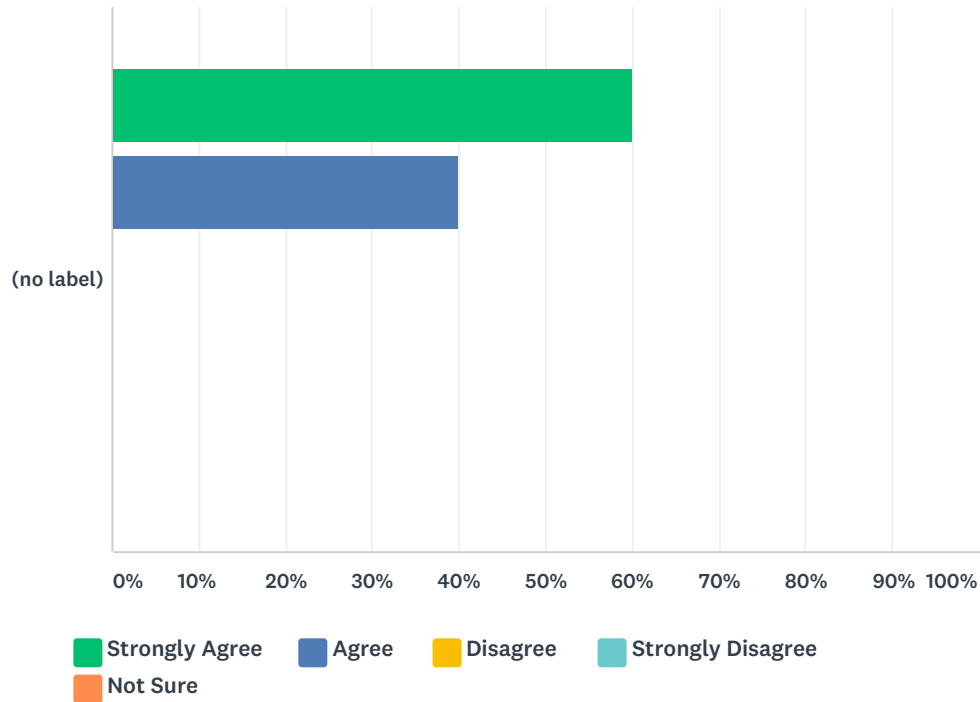
Answered: 5 Skipped: 0



	STRONGLY AGREE	AGREE	DISAGREE	STRONGLY DISAGREE	NOT SURE	TOTAL	WEIGHTED AVERAGE
(no label)	80.00%	20.00%	0.00%	0.00%	0.00%	5	4.80
	4	1	0	0	0		

### Q28 The Board including the Student Trustee expresses its authority only as a unit.

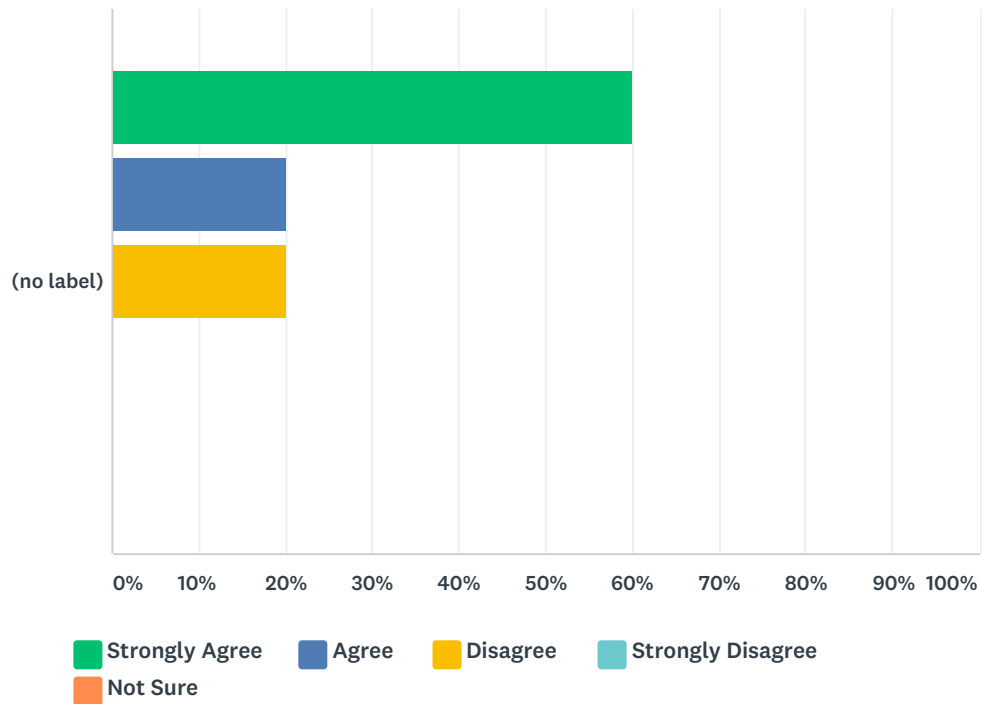
Answered: 5 Skipped: 0



	STRONGLY AGREE	AGREE	DISAGREE	STRONGLY DISAGREE	NOT SURE	TOTAL	WEIGHTED AVERAGE
(no label)	60.00%	40.00%	0.00%	0.00%	0.00%	5	4.60
	3	2	0	0	0		

### Q29 The Board actively engages the Student Trustee in the leadership of the District.

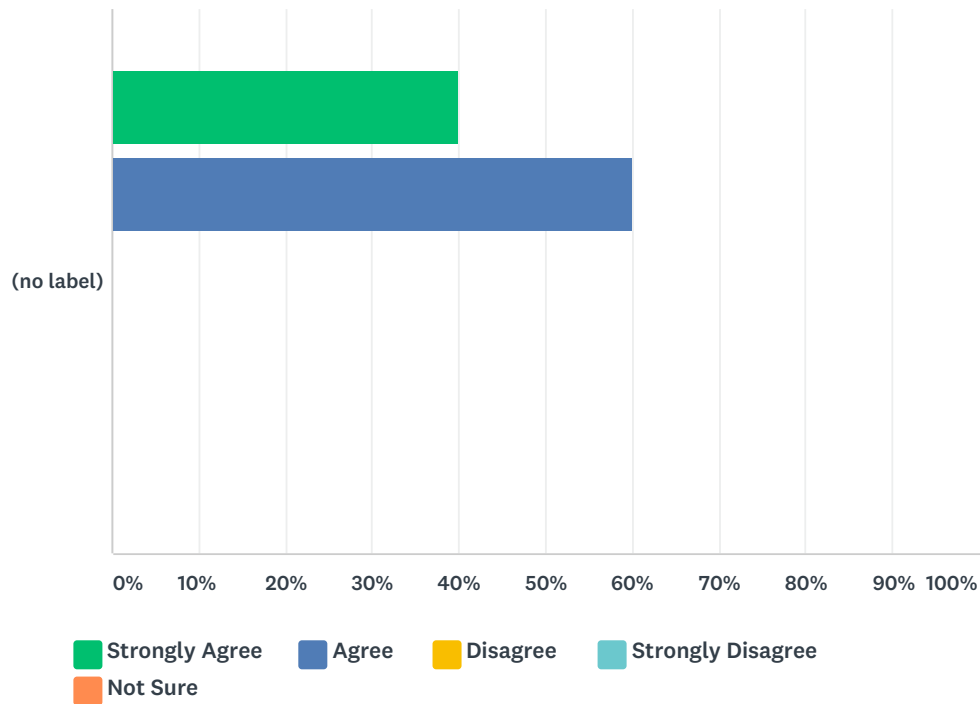
Answered: 5 Skipped: 0



	STRONGLY AGREE	AGREE	DISAGREE	STRONGLY DISAGREE	NOT SURE	TOTAL	WEIGHTED AVERAGE
(no label)	60.00% 3	20.00% 1	20.00% 1	0.00% 0	0.00% 0	5	4.40

### Q30 The Board including the Student Trustee regularly reviews and adheres to its code of ethics or standards of practice.

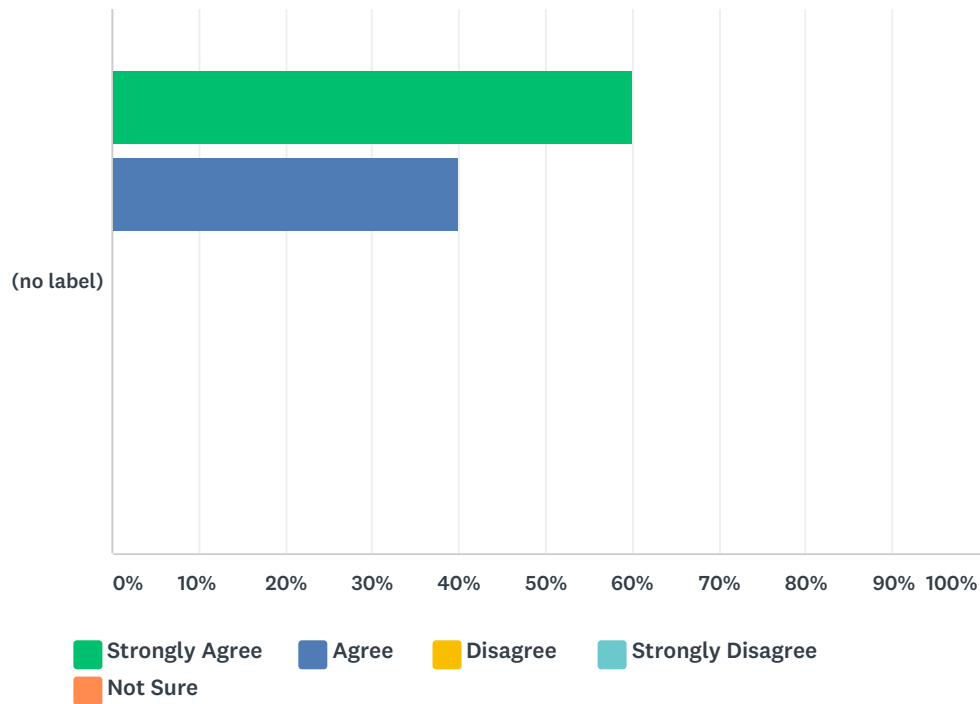
Answered: 5 Skipped: 0



	STRONGLY AGREE	AGREE	DISAGREE	STRONGLY DISAGREE	NOT SURE	TOTAL	WEIGHTED AVERAGE
(no label)	40.00% 2	60.00% 3	0.00% 0	0.00% 0	0.00% 0	5	4.40

### Q31 Board members including the Student Trustee avoid conflicts of interest and the perception of such conflicts.

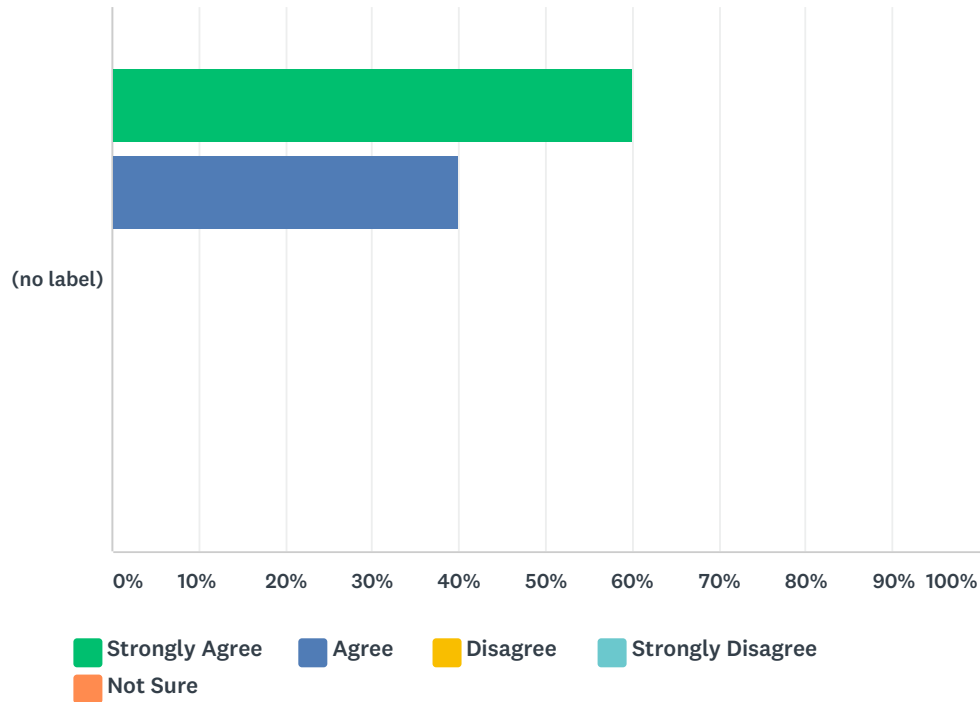
Answered: 5 Skipped: 0



	STRONGLY AGREE	AGREE	DISAGREE	STRONGLY DISAGREE	NOT SURE	TOTAL	WEIGHTED AVERAGE
(no label)	60.00% 3	40.00% 2	0.00% 0	0.00% 0	0.00% 0	5	4.60

### Q32 The Board, Faculty, Staff, and Students respect the Student Trustee's participation in District decision making.

Answered: 5 Skipped: 0



	STRONGLY AGREE	AGREE	DISAGREE	STRONGLY DISAGREE	NOT SURE	TOTAL	WEIGHTED AVERAGE
(no label)	60.00% 3	40.00% 2	0.00% 0	0.00% 0	0.00% 0	5	4.60



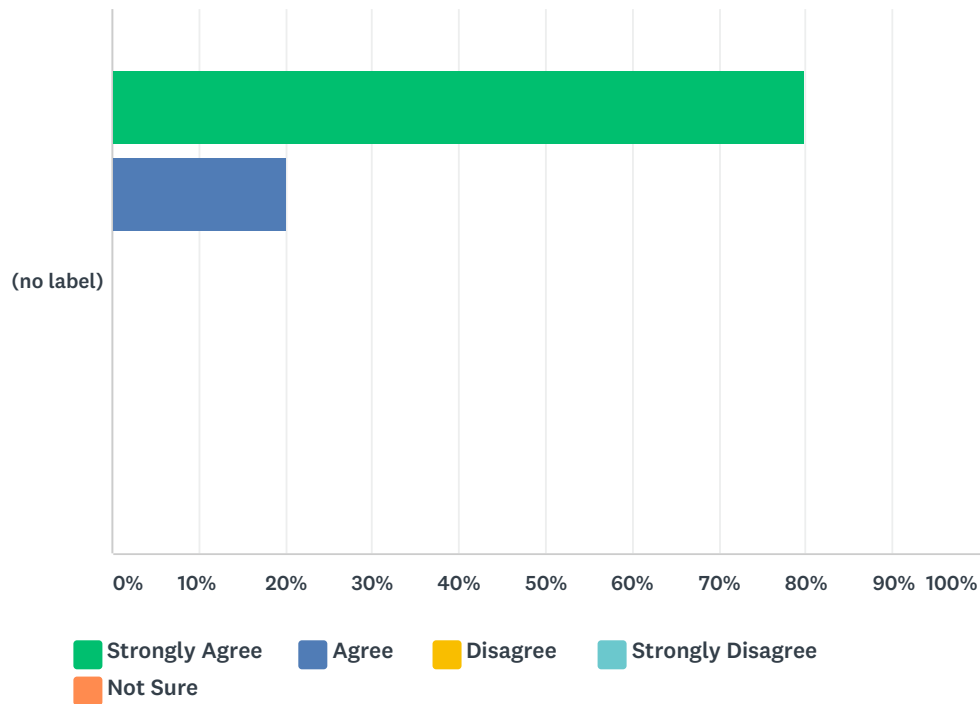
## Q33 Comments on Board Leadership

Answered: 0 Skipped: 5

#	RESPONSES	DATE
	There are no responses.	

### Q34 Board meeting agendas provide sufficient information and time to explore and resolve key issues.

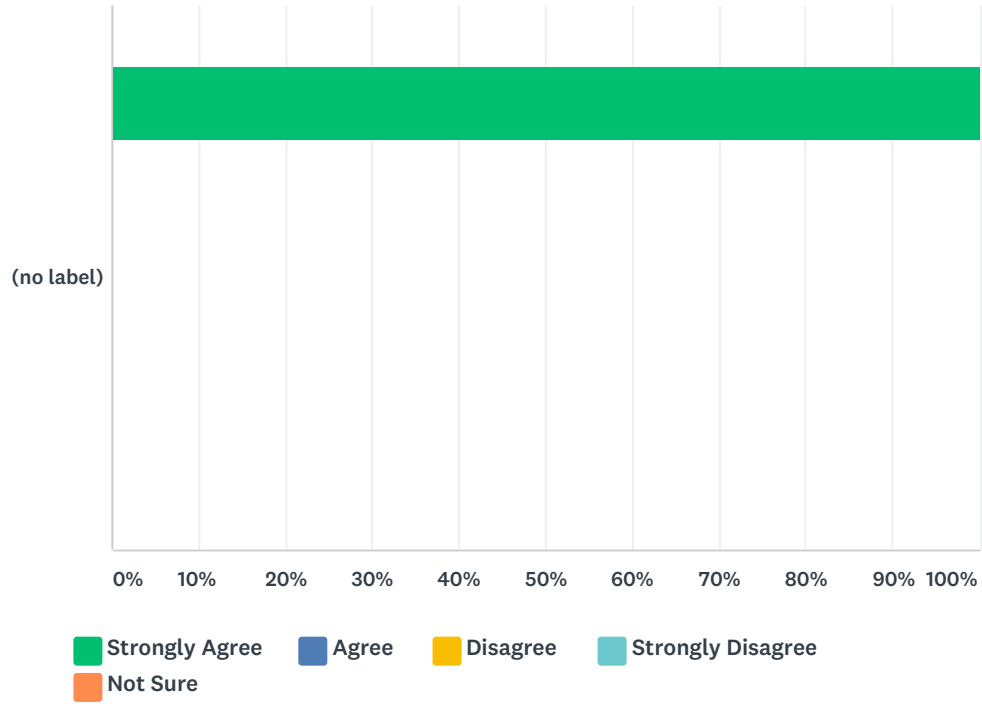
Answered: 5 Skipped: 0



	STRONGLY AGREE	AGREE	DISAGREE	STRONGLY DISAGREE	NOT SURE	TOTAL	WEIGHTED AVERAGE
(no label)	80.00%	20.00%	0.00%	0.00%	0.00%	5	4.80
	4	1	0	0	0		

### Q35 The Board adheres to the Brown Act.

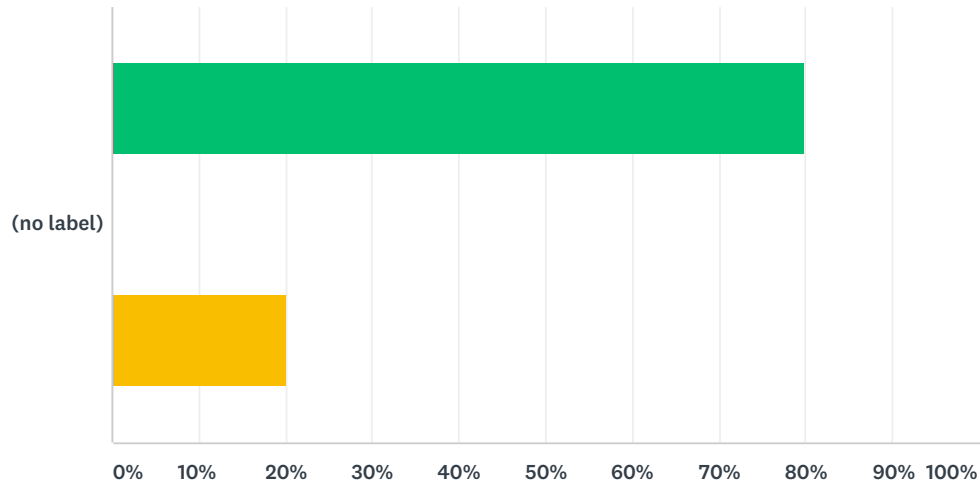
Answered: 5 Skipped: 0



	STRONGLY AGREE	AGREE	DISAGREE	STRONGLY DISAGREE	NOT SURE	TOTAL	WEIGHTED AVERAGE
(no label)	100.00% 5	0.00% 0	0.00% 0	0.00% 0	0.00% 0	5	5.00

### Q36 The Board meets a minimum of three times a year on the Yreka campus.

Answered: 5 Skipped: 0

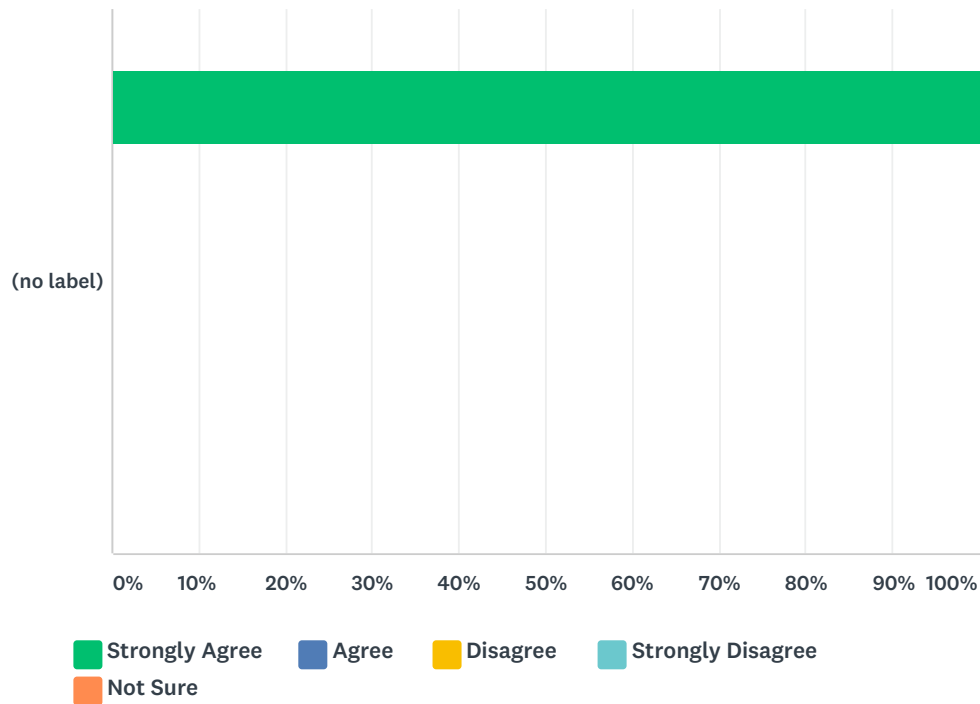


■ Yes
 ■ No
 ■ Not Sure

	YES	NO	NOT SURE	TOTAL	WEIGHTED AVERAGE
(no label)	80.00%	0.00%	20.00%	5	1.40
	4	0	1		

### Q37 The Board including the Student Trustee listens to open forum speakers and their comments with respect.

Answered: 5 Skipped: 0



	STRONGLY AGREE	AGREE	DISAGREE	STRONGLY DISAGREE	NOT SURE	TOTAL	WEIGHTED AVERAGE
(no label)	100.00% 5	0.00% 0	0.00% 0	0.00% 0	0.00% 0	5	5.00

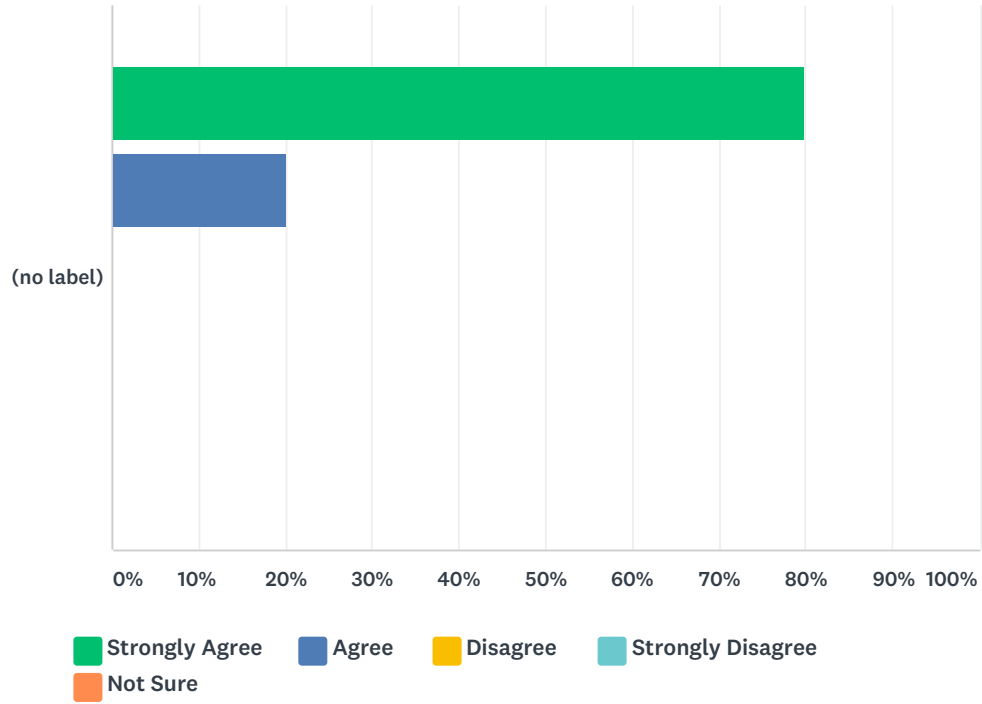
## Q38 Comments on Board Meetings

Answered: 0 Skipped: 5

#	RESPONSES	DATE
	There are no responses.	

### Q39 Board members participate in Trustee development activities.

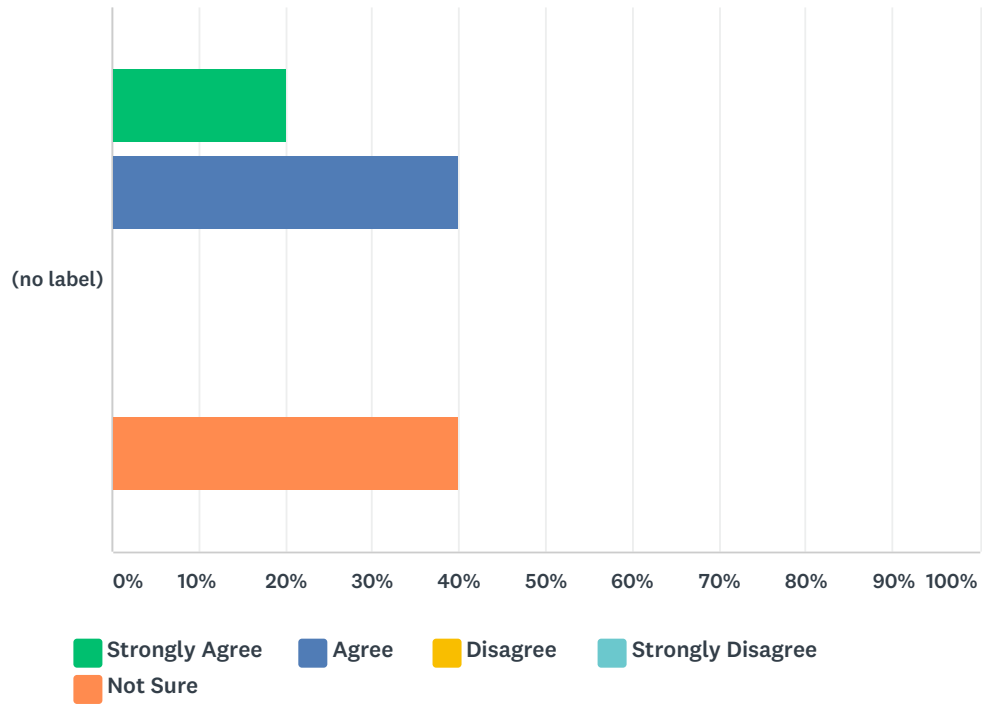
Answered: 5 Skipped: 0



	STRONGLY AGREE	AGREE	DISAGREE	STRONGLY DISAGREE	NOT SURE	TOTAL	WEIGHTED AVERAGE
(no label)	80.00% 4	20.00% 1	0.00% 0	0.00% 0	0.00% 0	5	4.80

### Q40 The Student Trustee participates in Trustee development activities.

Answered: 5 Skipped: 0

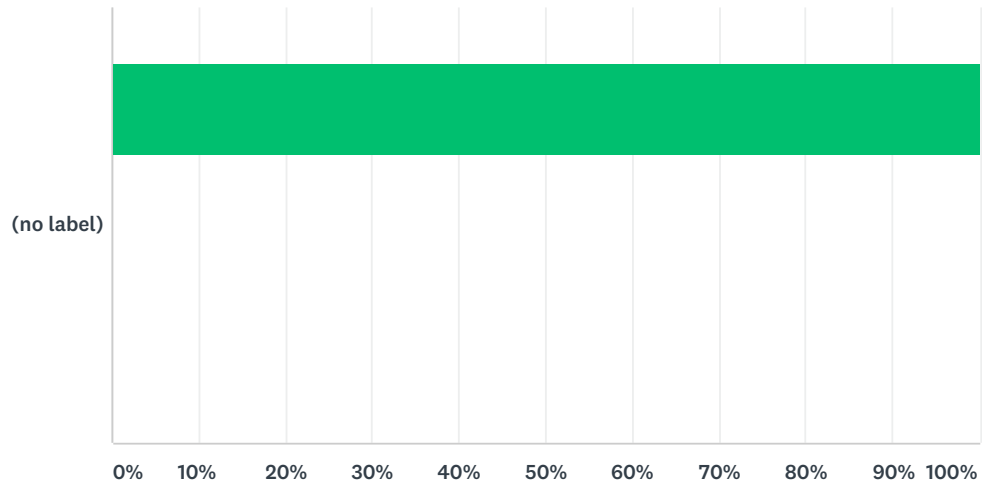


	STRONGLY AGREE	AGREE	DISAGREE	STRONGLY DISAGREE	NOT SURE	TOTAL	WEIGHTED AVERAGE
(no label)	20.00%	40.00%	0.00%	0.00%	40.00%	5	3.00
	1	2	0	0	2		



### Q41 The Board has a program for new Trustee orientation.

Answered: 5 Skipped: 0

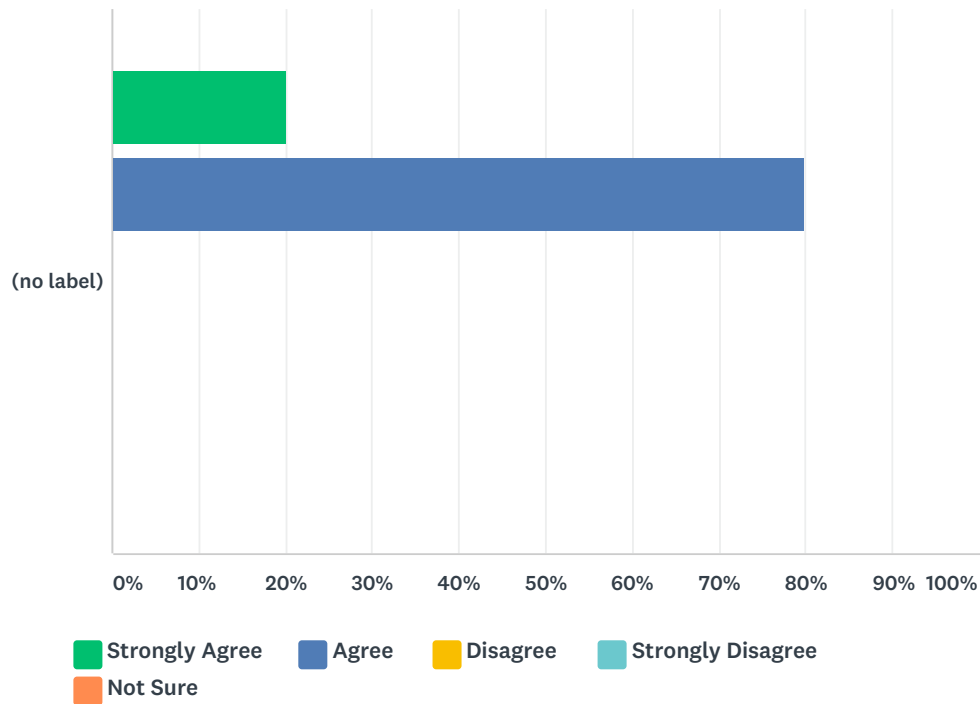


■ Yes
 ■ No
 ■ Not Sure

	YES	NO	NOT SURE	TOTAL	WEIGHTED AVERAGE
(no label)	100.00%	0.00%	0.00%	5	5.00
	5	0	0		

### Q42 The Board evaluation process helps the Board enhance its performance.

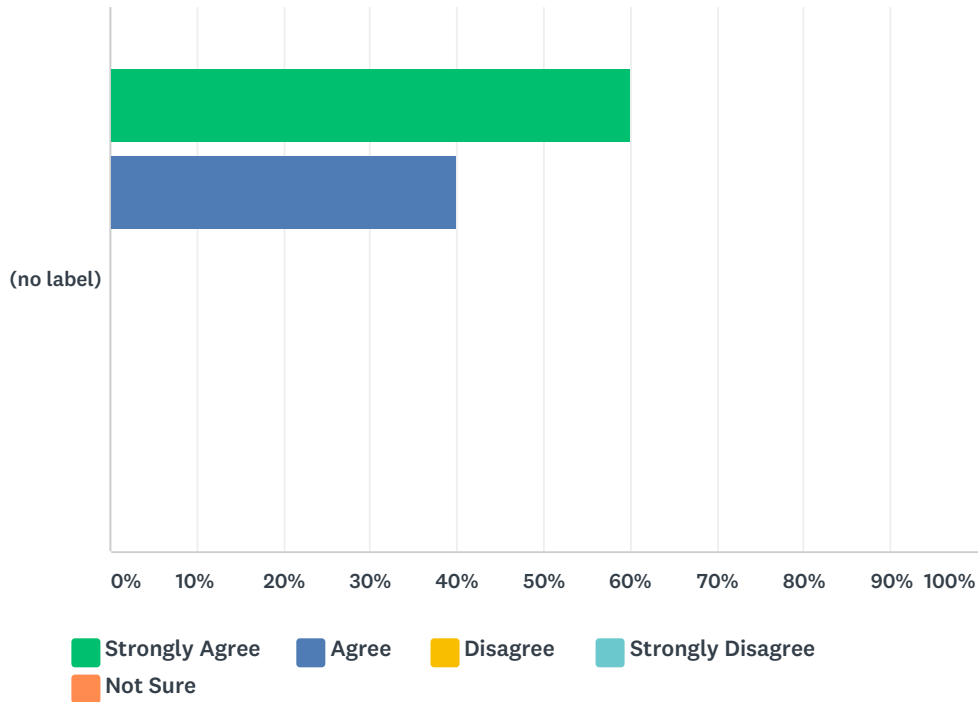
Answered: 5 Skipped: 0



	STRONGLY AGREE	AGREE	DISAGREE	STRONGLY DISAGREE	NOT SURE	TOTAL	WEIGHTED AVERAGE
(no label)	20.00%	80.00%	0.00%	0.00%	0.00%	5	4.20
	1	4	0	0	0		

### Q43 The Board has a code of ethics with a defined policy for violation of that code.

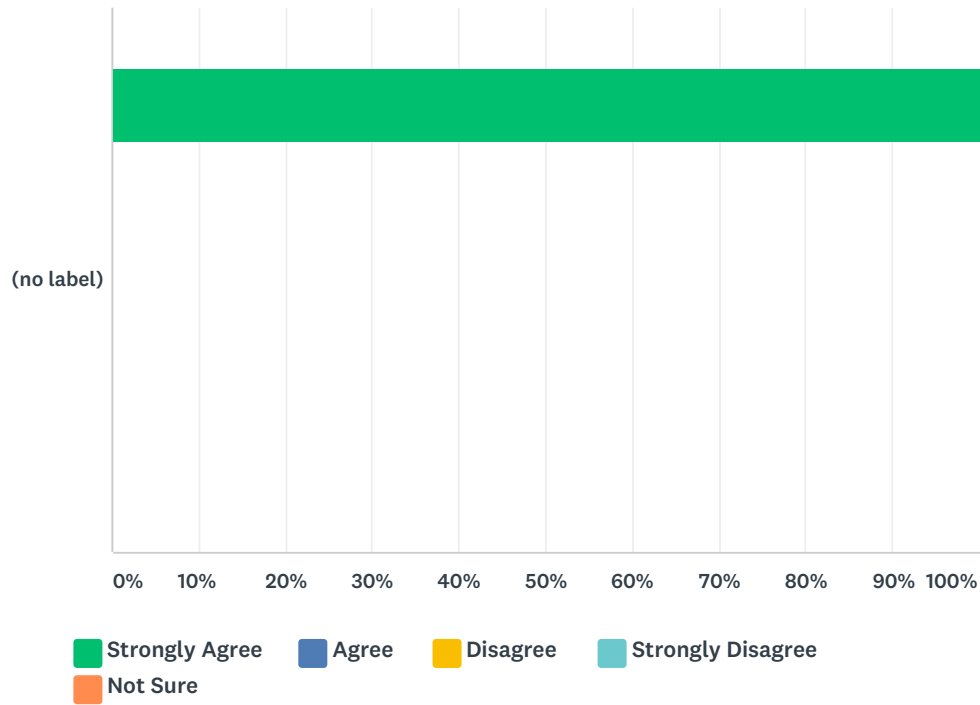
Answered: 5 Skipped: 0



	STRONGLY AGREE	AGREE	DISAGREE	STRONGLY DISAGREE	NOT SURE	TOTAL	WEIGHTED AVERAGE
(no label)	60.00% 3	40.00% 2	0.00% 0	0.00% 0	0.00% 0	5	4.60

**Q44 The Board receives detailed information through study sessions (held before regular board meetings in open session) on matters that may need further clarification.**

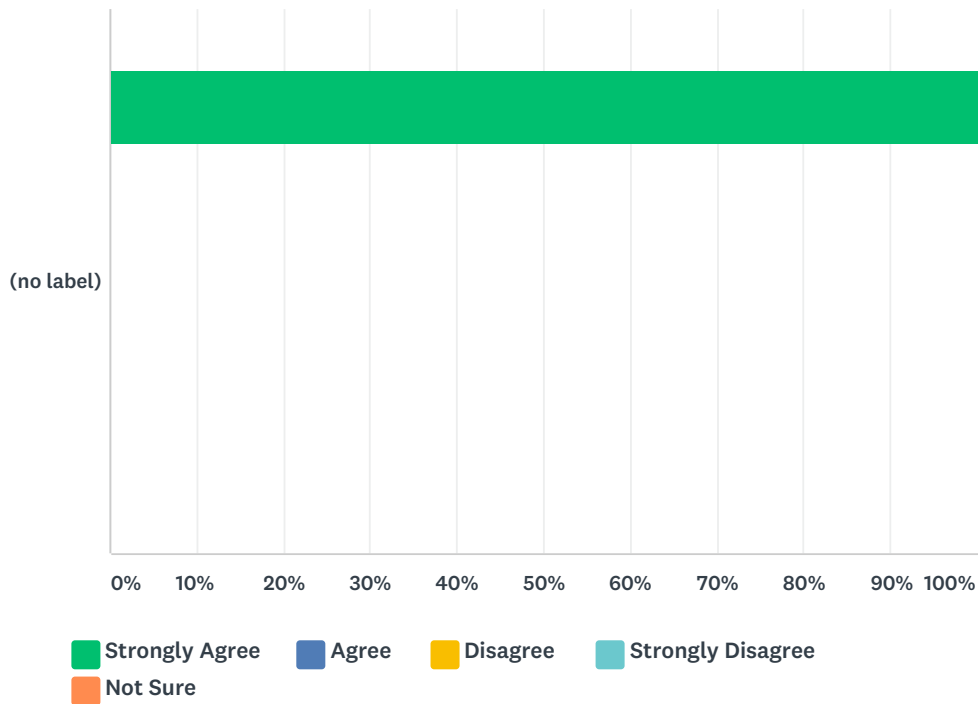
Answered: 5 Skipped: 0



	STRONGLY AGREE	AGREE	DISAGREE	STRONGLY DISAGREE	NOT SURE	TOTAL	WEIGHTED AVERAGE
(no label)	100.00% 5	0.00% 0	0.00% 0	0.00% 0	0.00% 0	5	5.00

### Q45 The Board participates in training related to District/College issues (Brown Act and Hiring) including Ethics and Sexual Harassment training.

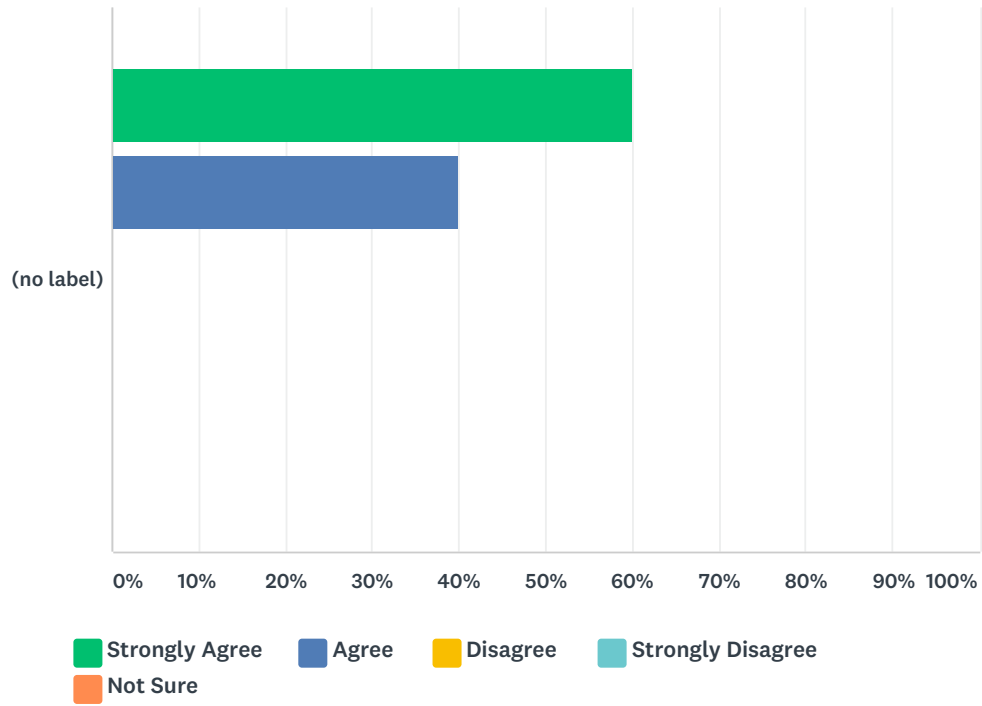
Answered: 5 Skipped: 0



	STRONGLY AGREE	AGREE	DISAGREE	STRONGLY DISAGREE	NOT SURE	TOTAL	WEIGHTED AVERAGE
(no label)	100.00% 5	0.00% 0	0.00% 0	0.00% 0	0.00% 0	5	5.00

### Q46 The Board is involved in and supportive of the accreditation process.

Answered: 5 Skipped: 0



	STRONGLY AGREE	AGREE	DISAGREE	STRONGLY DISAGREE	NOT SURE	TOTAL	WEIGHTED AVERAGE
(no label)	60.00% 3	40.00% 2	0.00% 0	0.00% 0	0.00% 0	5	4.60

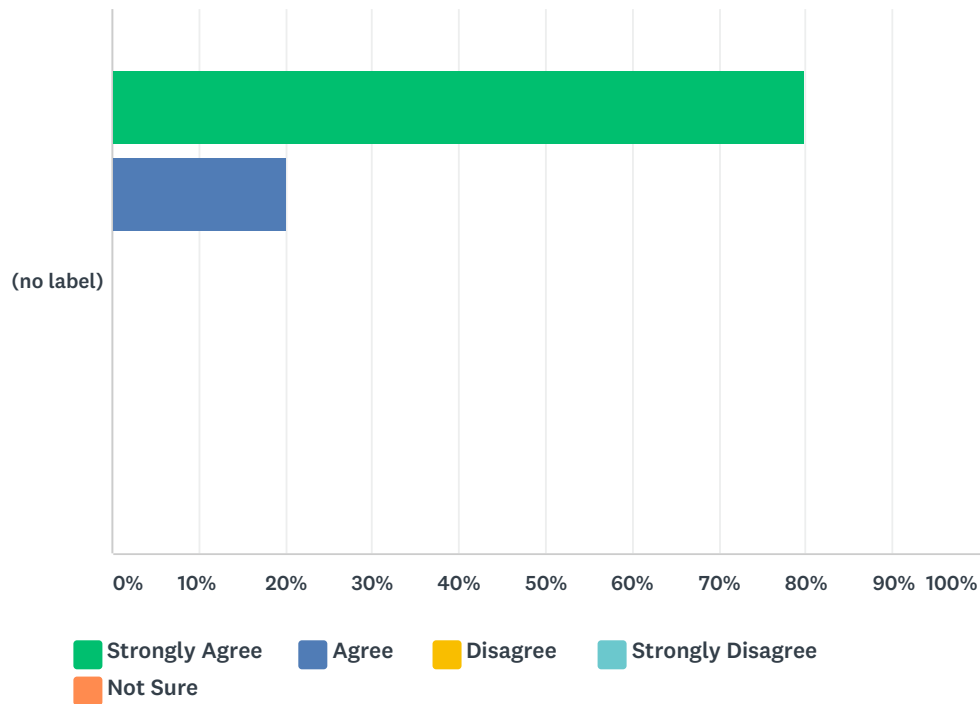
## Q47 Comments on Board Education

Answered: 1 Skipped: 4

#	RESPONSES	DATE
1	we are only indirectly involved in the accreditation process.	4/22/2019 10:44 AM

### Q48 Goal #1: Govern by policy, following the established governance agreement.

Answered: 5 Skipped: 0

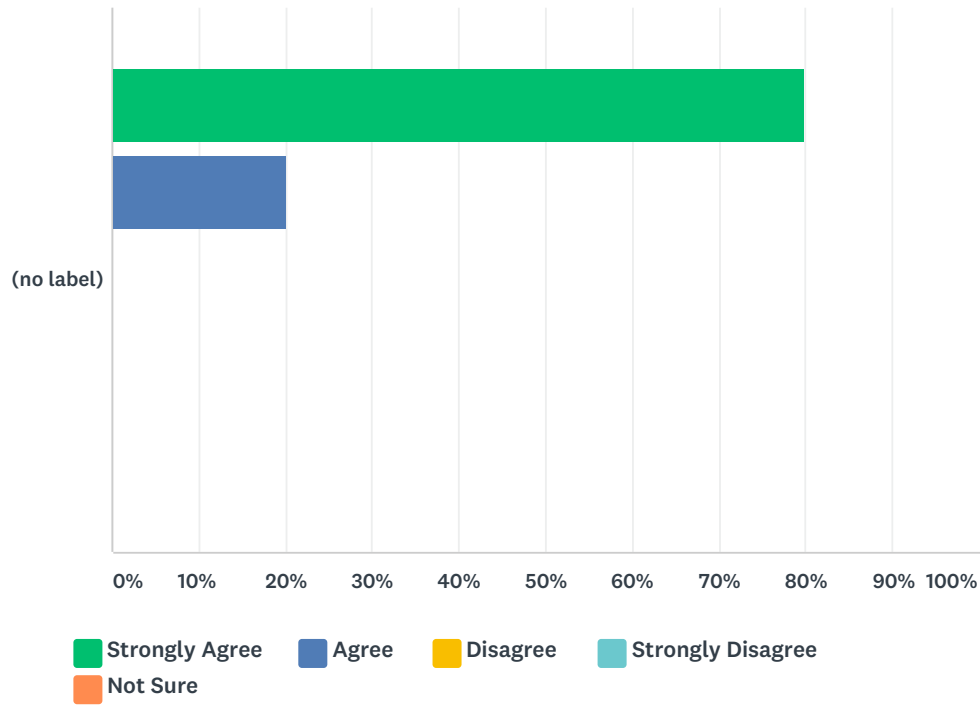


	STRONGLY AGREE	AGREE	DISAGREE	STRONGLY DISAGREE	NOT SURE	TOTAL	WEIGHTED AVERAGE
(no label)	80.00%	20.00%	0.00%	0.00%	0.00%	5	4.80
	4	1	0	0	0		



**Q49 Goal #2: Assure the continued fiscal health of the College to include a balanced budget and a reserve of at least 12 percent and strive to obtain 15 percent or more.**

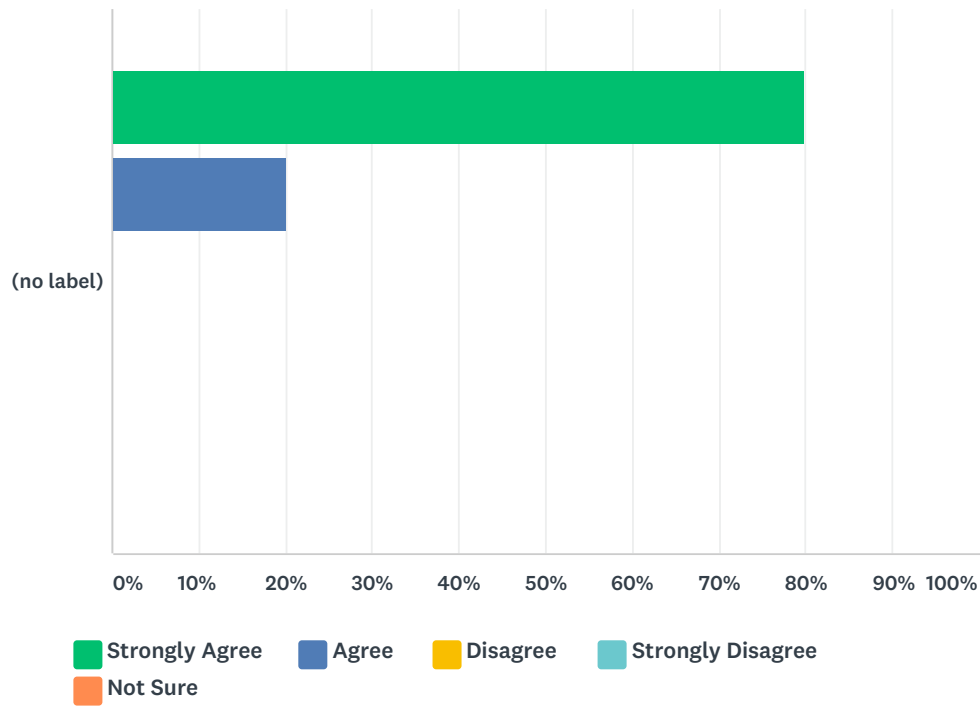
Answered: 5 Skipped: 0



	STRONGLY AGREE	AGREE	DISAGREE	STRONGLY DISAGREE	NOT SURE	TOTAL	WEIGHTED AVERAGE
(no label)	80.00% 4	20.00% 1	0.00% 0	0.00%	0.00% 0	5	4.80

### Q50 Goal #3: Actively pursue appropriate professional development activities.

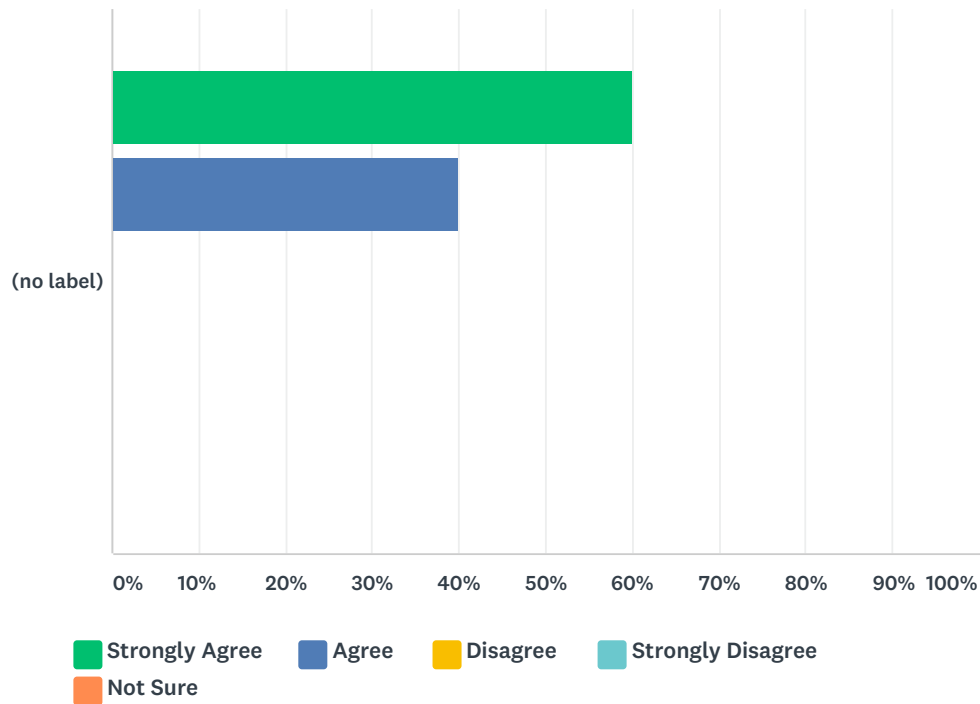
Answered: 5 Skipped: 0



	STRONGLY AGREE	AGREE	DISAGREE	STRONGLY DISAGREE	NOT SURE	TOTAL	WEIGHTED AVERAGE
(no label)	80.00%	20.00%	0.00%	0.00%	0.00%	5	4.80
	4	1	0	0	0		

### Q51 Goal #4: Support exploration and implementation of strategies to improve recruitment, retention, and enrollment to increase FTES.

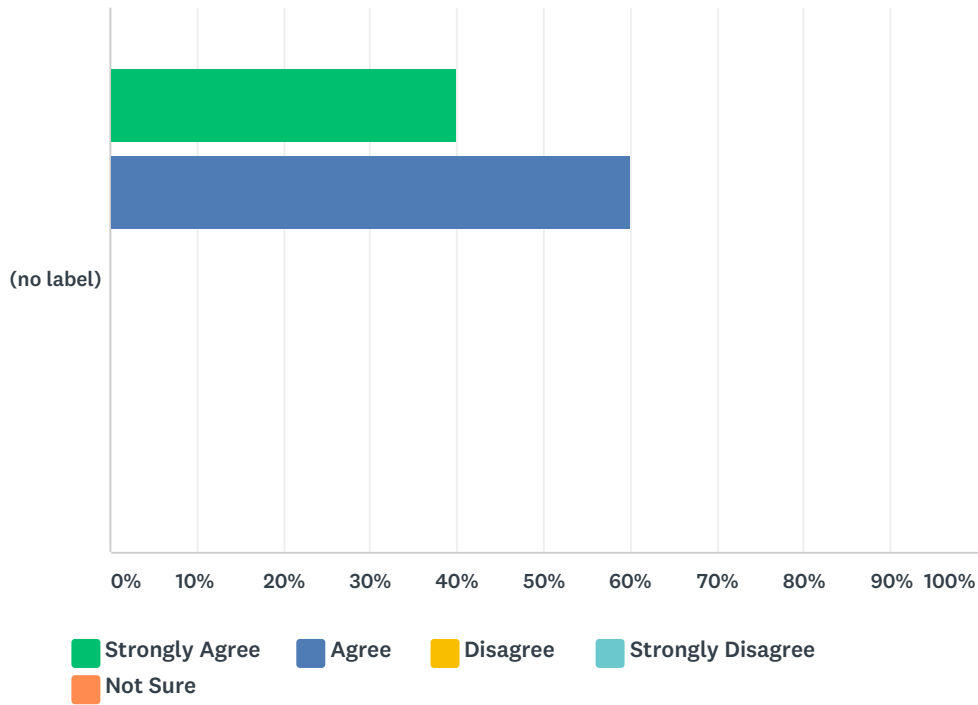
Answered: 5 Skipped: 0



	STRONGLY AGREE	AGREE	DISAGREE	STRONGLY DISAGREE	NOT SURE	TOTAL	WEIGHTED AVERAGE
(no label)	60.00% 3	40.00% 2	0.00% 0	0.00% 0	0.00% 0	5	4.60

### Q52 Goal #5: Support student success efforts that lead to degree completion and enhance transfer rates including degree and curriculum alignment with the Associate Degree Transfer (ADT).

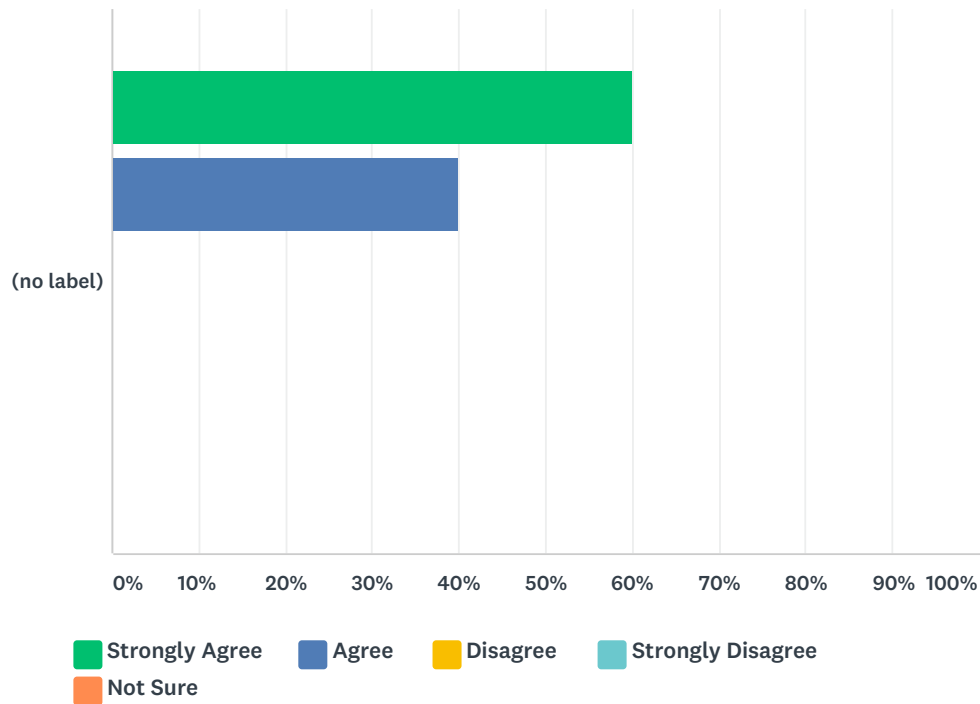
Answered: 5 Skipped: 0



	STRONGLY AGREE	AGREE	DISAGREE	STRONGLY DISAGREE	NOT SURE	TOTAL	WEIGHTED AVERAGE
(no label)	40.00% 2	60.00% 3	0.00% 0	0.00% 0	0.00% 0	5	4.40

### Q53 Goal #6: Support the growth of life-long learning programs to meet the ongoing needs of the District.

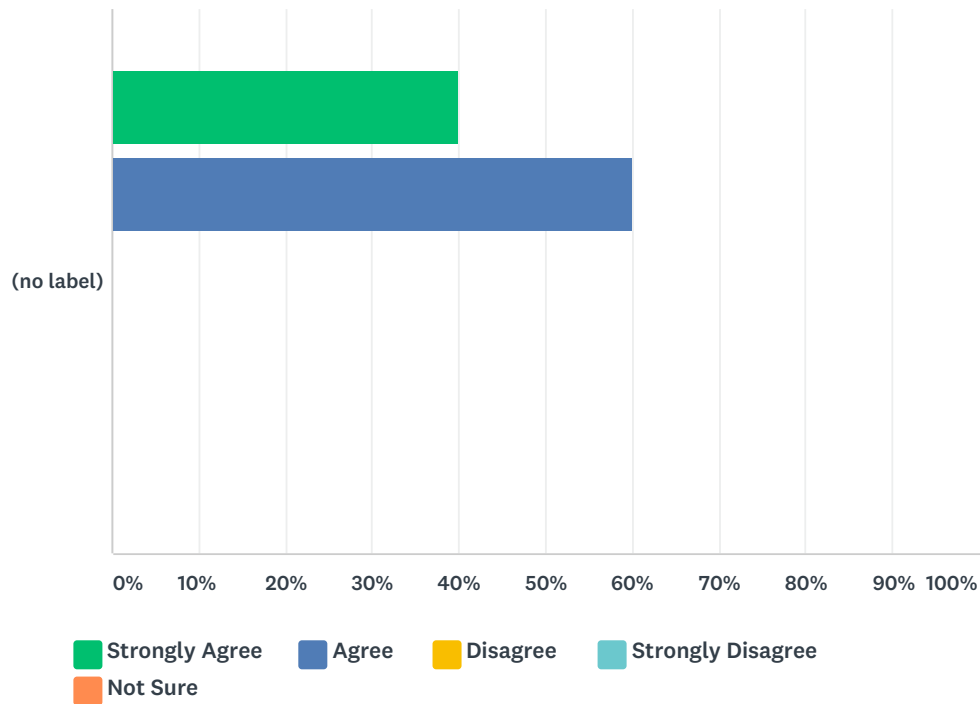
Answered: 5 Skipped: 0



	STRONGLY AGREE	AGREE	DISAGREE	STRONGLY DISAGREE	NOT SURE	TOTAL	WEIGHTED AVERAGE
(no label)	60.00%	40.00%	0.00%	0.00%	0.00%	5	4.60
	3	2	0	0	0		

### Q54 Goal #7: Promote positive public relations on campus and in the community.

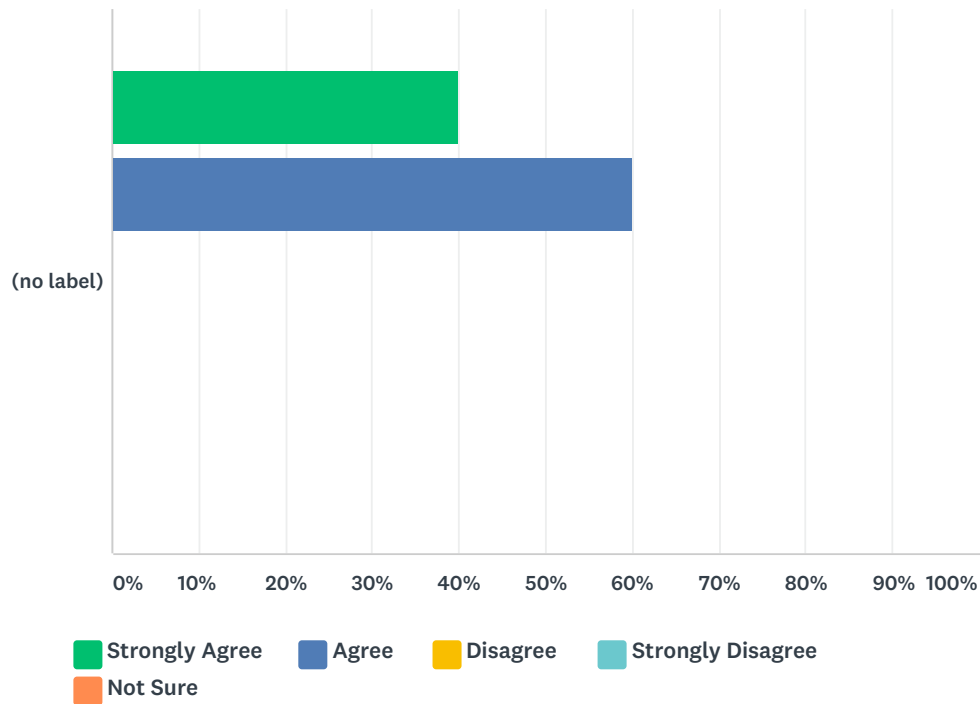
Answered: 5 Skipped: 0



	STRONGLY AGREE	AGREE	DISAGREE	STRONGLY DISAGREE	NOT SURE	TOTAL	WEIGHTED AVERAGE
(no label)	40.00%	60.00%	0.00%	0.00%	0.00%	5	4.40
	2	3	0	0	0		

### Q55 Goal #8: Cultivate an environment of equity and inclusion for all student populations, staff, and faculty.

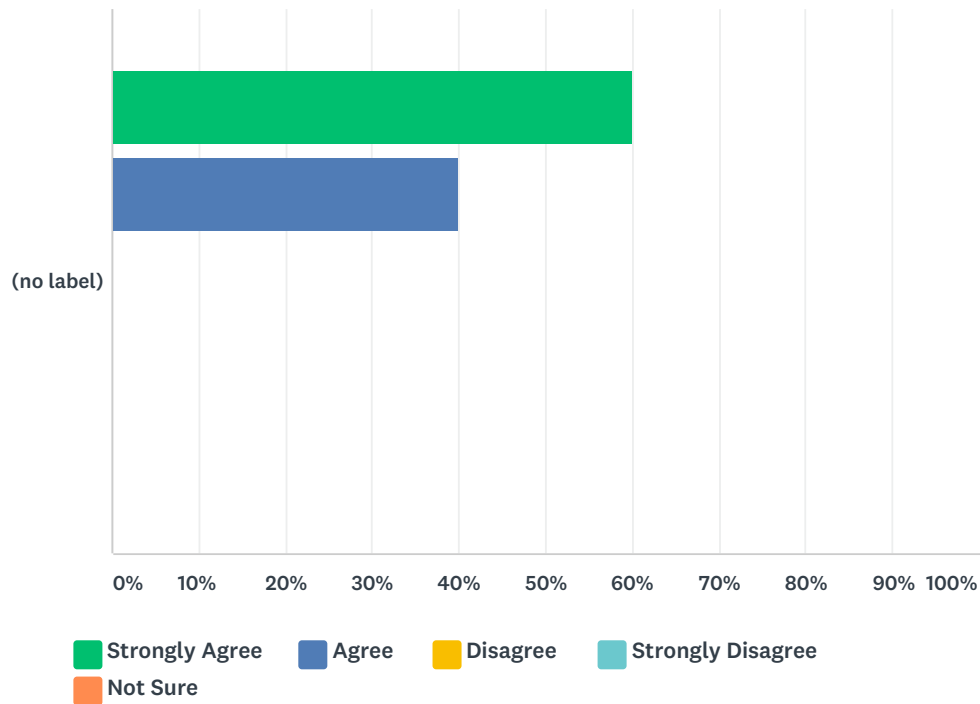
Answered: 5 Skipped: 0



	STRONGLY AGREE	AGREE	DISAGREE	STRONGLY DISAGREE	NOT SURE	TOTAL	WEIGHTED AVERAGE
(no label)	40.00% 2	60.00% 3	0.00% 0	0.00% 0	0.00% 0	5	4.40

### Q56 Goal #9: Support continued growth of Career and Technical Education program offerings to meet workforce-training needs.

Answered: 5 Skipped: 0

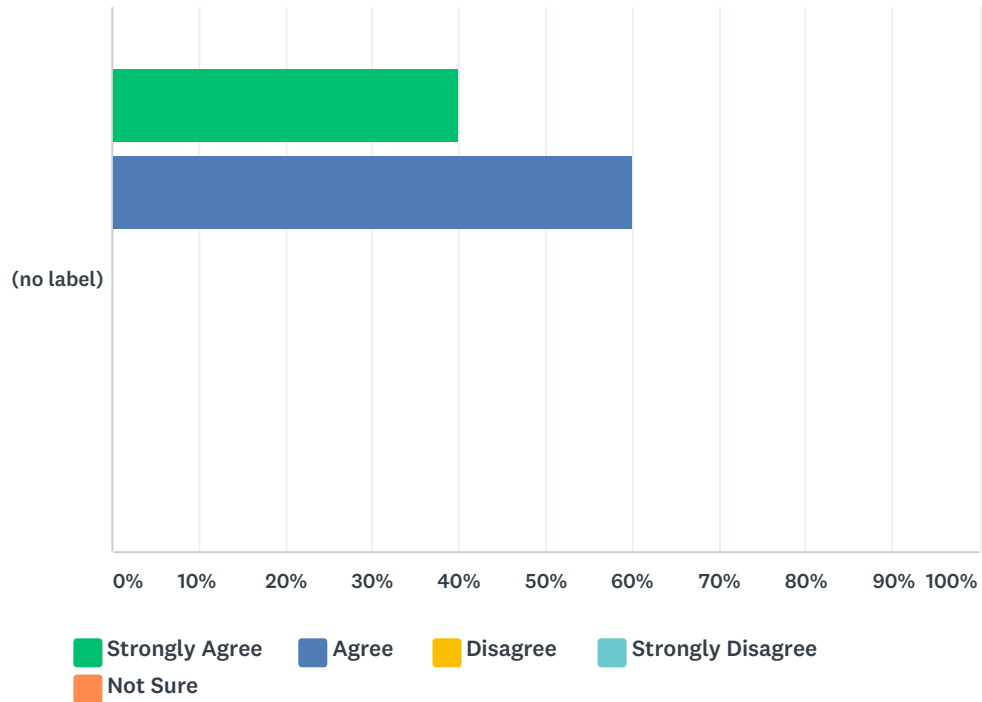


	STRONGLY AGREE	AGREE	DISAGREE	STRONGLY DISAGREE	NOT SURE	TOTAL	WEIGHTED AVERAGE
(no label)	60.00% 3	40.00% 2	0.00% 0	0.00% 0	0.00% 0	5	4.60



### Q57 Goal #10: Improve institutional efforts to bring District students up to a college prepared status.

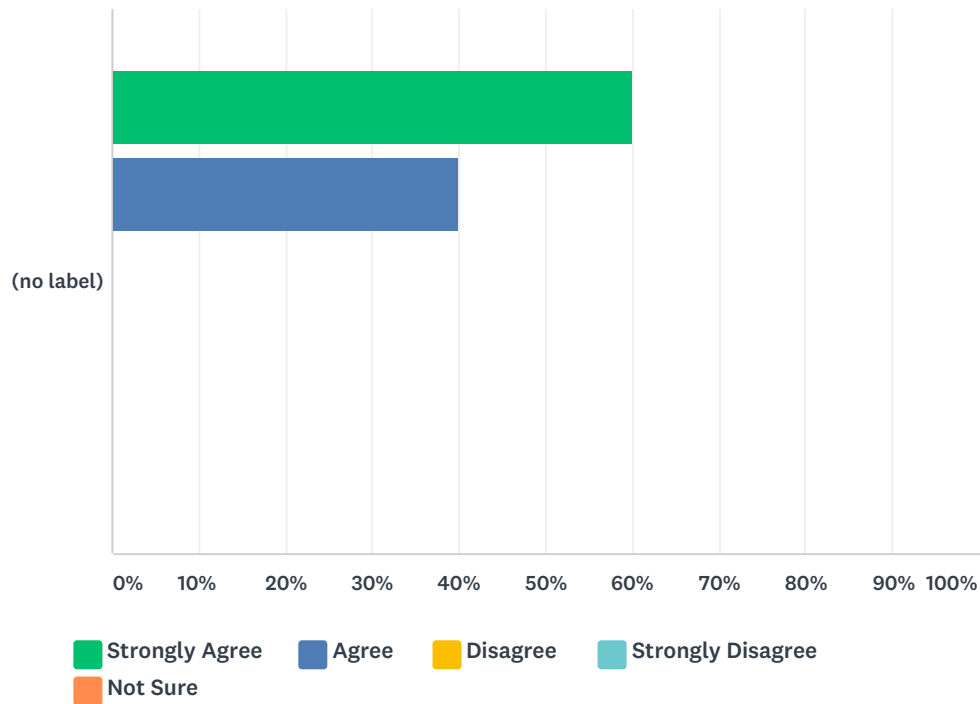
Answered: 5 Skipped: 0



	STRONGLY AGREE	AGREE	DISAGREE	STRONGLY DISAGREE	NOT SURE	TOTAL	WEIGHTED AVERAGE
(no label)	40.00% 2	60.00% 3	0.00% 0	0.00% 0	0.00% 0	5	4.40

### Q58 Goal #11: Continue to support actions that will demonstrate the College meets Accreditation standards.

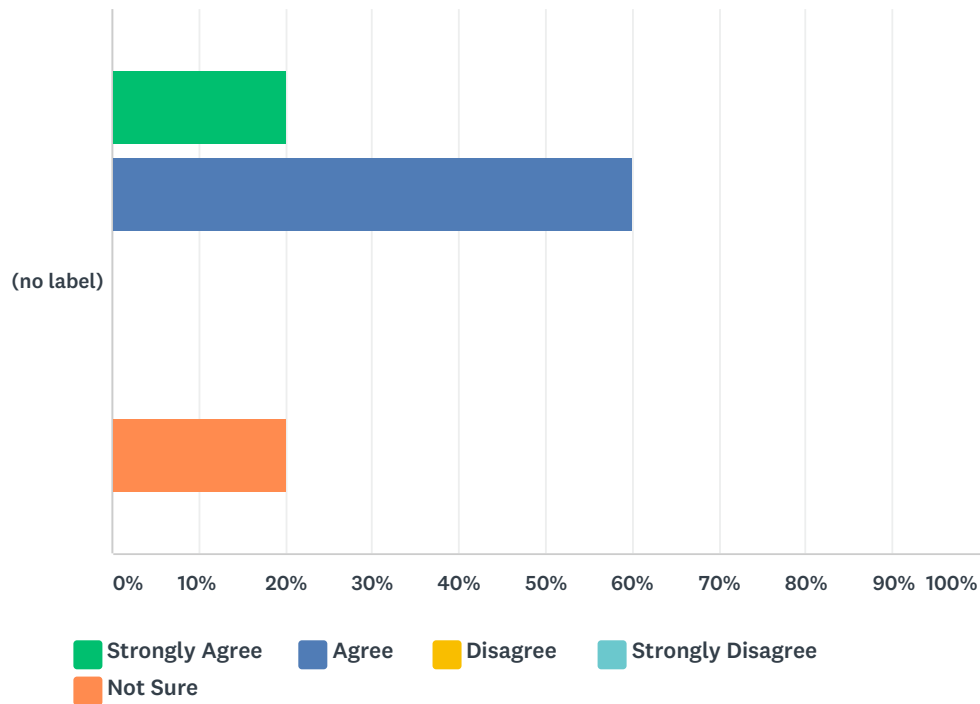
Answered: 5 Skipped: 0



	STRONGLY AGREE	AGREE	DISAGREE	STRONGLY DISAGREE	NOT SURE	TOTAL	WEIGHTED AVERAGE
(no label)	60.00% 3	40.00% 2	0.00% 0	0.00% 0	0.00% 0	5	4.60

### Q59 Goal #12: Conduct bi-annual reviews of the Institutional Master Plan, Facilities Master Plan, and the Technology Plan.

Answered: 5 Skipped: 0



	STRONGLY AGREE	AGREE	DISAGREE	STRONGLY DISAGREE	NOT SURE	TOTAL	WEIGHTED AVERAGE
(no label)	20.00%	60.00%	0.00%	0.00%	20.00%	5	3.60
	1	3	0	0	1		

## Q60 Comments on the Board's Goals

Answered: 0 Skipped: 5

#	RESPONSES	DATE
	There are no responses.	