

SISKIYOU JOINT COMMUNITY COLLEGE DISTRICT
FOR THE FISCAL YEARS ENDED
JUNE 30, 2010 AND 2009

SISKIYOU JOINT COMMUNITY COLLEGE DISTRICT
 TABLE OF CONTENTS
 FOR THE FISCAL YEARS ENDED
 JUNE 30, 2010 AND 2009

	Page
INTRODUCTION	1
INDEPENDENT AUDITORS' REPORT	2
MANAGEMENT'S DISCUSSION AND ANALYSIS (REQUIRED SUPPLEMENTARY INFORMATION)	4
BASIC FINANCIAL STATEMENTS	
Business-type Activities:	
Statements of Net Assets	17
Statements of Revenues, Expenses, and Changes in Net Assets	18
Statements of Cash Flows	19
Discretely Presented Component Unit:	
Statements of Financial Position	21
Statements of Activities	22
Statements of Cash Flows	24
Notes to the Financial Statements	25
SUPPLEMENTARY INFORMATION	
Organization.....	63
Schedule of Expenditures of Federal Awards	64
Schedule of State Financial Awards	65
Schedule of Workload Measures for State General Apportionment	66
Reconciliation of Annual Financial and Budget Report (CCFS-311) with District Accounting Records.....	67
Combining Balance Sheet – All District Funds Included in the Reporting Entity	69

SISKIYOU JOINT COMMUNITY COLLEGE DISTRICT
 TABLE OF CONTENTS
 FOR THE FISCAL YEARS ENDED
 JUNE 30, 2010 AND 2009

	Page
SUPPLEMENTARY INFORMATION (Continued)	
Combining Statement of Revenues, Expenditures/Expenses, and Changes in Fund Equity – All District Funds Included in the Reporting Entity	71
Reconciliation of Fund Equity to Net Assets	75
Reconciliation of Change in Fund Equity to Decrease in Net Assets	76
Notes to the Supplementary Information	77
 INDEPENDENT AUDITORS' REPORT ON INTERNAL CONTROL OVER FINANCIAL REPORTING AND ON COMPLIANCE AND OTHER MATTERS BASED ON AN AUDIT OF FINANCIAL STATEMENTS PERFORMED IN ACCORDANCE WITH GOVERNMENT AUDITING STANDARDS	
	79
 INDEPENDENT AUDITORS' REPORT ON COMPLIANCE WITH REQUIREMENTS THAT COULD HAVE A DIRECT AND MATERIAL EFFECT ON EACH MAJOR PROGRAM AND ON INTERNAL CONTROL OVER COMPLIANCE IN ACCORDANCE WITH OMB CIRCULAR A-133	
	81
 INDEPENDENT AUDITORS' REPORT ON STATE COMPLIANCE REQUIREMENTS	
	83
 SCHEDULE OF FINDINGS AND QUESTIONED COSTS	
	85
 SUMMARY SCHEDULE OF PRIOR AUDIT FINDINGS	
	87

INTRODUCTION

AUDIT OBJECTIVES

The financial and compliance audits of the Siskiyou Joint Community College District had the following objectives:

To determine the fairness of presentation of the District's financial statements in accordance with accounting principles generally accepted in the United States of America.

To evaluate the adequacy of the systems and provisions affecting compliance with applicable federal and California laws and regulations, with which noncompliance would have a material effect on the District's financial statements and allowability of program expenditures for federal and California financial assistance programs.

To evaluate the adequacy of the internal control structure sufficient to meet the requirements of auditing standards generally accepted in the United States of America for the purpose of formulating an opinion on the basic financial statements taken as a whole and sufficient to ensure compliance with federal and state regulations.

To determine whether financial and financially related reports to state and federal agencies are presented fairly.

To recommend appropriate actions to correct any noted areas where internal control compliance with applicable federal and state regulations could be improved.

INDEPENDENT AUDITORS' REPORT

Board of Trustees
Siskiyou Joint Community College District
Weed, California

We have audited the accompanying financial statements of the business-type activities and the discretely presented component unit of the Siskiyou Joint Community College District (District) as of and for the years ended June 30, 2010 and 2009, which collectively comprise the District's basic financial statements as listed in the table of contents. These financial statements are the responsibility of the District's management. Our responsibility is to express opinions on these financial statements based on our audits.

We conducted our audits in accordance with auditing standards generally accepted in the United States of America and the standards applicable to financial audits contained in *Government Auditing Standards*, issued by the Comptroller General of the United States; and the standards prescribed by the California State Department of Finance. Those standards require that we plan and perform the audit to obtain reasonable assurance about whether the financial statements are free of material misstatement. An audit includes examining, on a test basis, evidence supporting the amounts and disclosures in the financial statements. An audit also includes assessing the accounting principles used and the significant estimates made by management, as well as evaluating the overall financial statement presentation. We believe that our audits provide a reasonable basis for our opinions.

In our opinion, the financial statements referred to above present fairly, in all material respects, the respective financial position of the business-type activities and the discretely presented component unit of the District, as of June 30, 2010 and 2009, and the respective changes in financial position and cash flows for the years then ended in conformity with accounting principles generally accepted in the United States of America.

In accordance with *Government Auditing Standards*, we have also issued our report dated November 24, 2010, on our consideration of the District's internal control over financial reporting and on our tests of its compliance with certain provisions of laws, regulations, contracts and grant agreements and other matters. The purpose of that report is to describe the scope of our testing of internal control over financial reporting and compliance and the results of that testing, and not to provide an opinion on internal control over financial reporting or on compliance. That report is an integral part of an audit performed in accordance with *Government Auditing Standards* and should be considered in assessing the results of our audit.

Accounting principles generally accepted in the United States of America require that the management's discussion and analysis on pages 4 through 16 be presented to supplement the basic financial statements. Such information, although not a part of the basic financial statements, is required by the Governmental Accounting Standards Board, who considers it to be an essential part of financial reporting for placing the basic financial statements in an appropriate operational, economic, or historical context. We have applied certain limited procedures to the required supplementary information in accordance with auditing standards generally accepted in the United States of America, which consisted of inquiries of management about the methods of preparing the information and comparing the information for consistency with management's responses to our inquiries, the basic financial statements, and other knowledge we obtained during our audit of the basic financial statements. We do not express an opinion or provide any assurance on the information because the limited procedures do not provide us with sufficient evidence to express an opinion or provide any assurance.

Our audits were conducted for the purpose of forming opinions on the financial statements that collectively comprise the District's financial statements as a whole. The remaining supplementary information as listed in the table of contents, including the Schedule of Expenditures of Federal Awards, which is presented for purposes of additional analysis as required by the U.S. Office of Management and Budget Circular A-133, *Audits of States, Local Governments, and Non-Profit Organizations*, and the Schedule of State Financial Awards, which is presented for purposes of additional analysis as required by the California Community Colleges Chancellor's Office, are not a required part of the basic financial statements of the District. This supplementary information is the responsibility of management and was derived from and relate directly to the underlying accounting and other records used to prepare the financial statements. The information has been subjected to the auditing procedures applied in the audit of the financial statements and certain additional procedures, including comparing and reconciling such information directly to the underlying accounting and other records used to prepare the financial statements or to the financial statements themselves, and other additional procedures in accordance with auditing standards generally accepted in the United States of America. In our opinion, the information is fairly stated in all material respects in relation to the financial statements as a whole.

Nystrom & Company LLP

November 24, 2010



Administrative Services

530-938-5220

SISKIYOU JOINT COMMUNITY COLLEGE DISTRICT

**MANAGEMENT'S DISCUSSION AND ANALYSIS
JUNE 30, 2010**

USING THIS ANNUAL REPORT

As required by GASB accounting principles, the annual report consists of three basic financial statements that provide information on the District's activities as a whole: The Statement of Net Assets; the Statement of Revenues, Expenses and Changes in Net Assets; and the Statement of Cash Flows. The Statement of Net Assets presents the assets, liabilities, and net assets of the District as of the end of the fiscal year using the accrual basis of accounting, which is comparable to the accounting basis used by most private-sector institutions. Net assets – the difference between assets and liabilities – are one way to measure the financial health of the District. The Statement of Revenues, Expenses and Changes in Net Assets focuses on the costs of the District's operational activities, which are supported mainly by State apportionment, property taxes and other revenues. This approach is intended to summarize and simplify the user's analysis of the cost of various District services to students and the public. The Statement of Cash Flows provides an analysis of the sources and uses of cash within the operations of the District.

FINANCIAL HIGHLIGHTS

- The assets of the District exceeded its liabilities by \$6.94 million in 2009-10 and \$7.64 million in 2008-09. Of these amounts, \$1.64 million for 2009-10 and \$1.35 million for 2008-09 are unrestricted and may be used to meet the College's ongoing financial commitments.
- At the close of the 2010 and 2009 fiscal years, the balance designated for economic uncertainties and the undesignated fund balance for the General Fund exceeded the State Chancellor's Office guideline of five percent of the General Fund expenditures.
- Full-Time Equivalent Students (FTES) for 2009-10 and 2008-09 were 2,603 and 2,671, respectively.

SISKIYOU JOINT COMMUNITY COLLEGE DISTRICT

MANAGEMENT'S DISCUSSION AND ANALYSIS JUNE 30, 2010

- The District has continued its Measure A projects.

A summary of Measure A completed projects as of June 30, 2010 is listed below.

- Soon after the November passage of Measure A, the College immediately entered and continues planning essential to the successful implementation of the Capital Improvement Program.
- Ponderosa Hall and Juniper Hall renovations.
- New sewage lift station to support the Tactical Training Center and campus expansion.
- Welding shop ventilation system upgrade.
- Campus electrical switchgear replacement.
- Gymnasium locker room remodel.
- Temporary classrooms and transition buildings.
- Tactical Training Center.
- Emergency Services Training Center.
- Parking lot upgrade.
- Distance Learning expansion.
- Technology upgrading.
- Rural Health Science Institute.

A summary of Measure A projects in progress as of June 30, 2010 is listed below.

- Planning of the Science Complex Modernization is continuing from last year. The project has been approved and the District is in the design phase of the project. The majority of the project is being state funded.
- The Bond Oversight Committee continues to meet to review progress on the Capital Improvement Program.

SISKIYOU JOINT COMMUNITY COLLEGE DISTRICT

MANAGEMENT'S DISCUSSION AND ANALYSIS

JUNE 30, 2010

- For the 2010 and 2009 fiscal years, total student financial aid offered to qualifying students throughout the District exceeded \$4.7 million and \$3.2 million, respectively, and is provided through grants and loans from the Federal government, State Chancellor's Office, and local funding.
- Costs of employee salaries have decreased for 2009-10 due to staffing layoffs caused by State budget reductions. The cost for employee benefits exceeded budgeted levels by 14 percent in 2009-10 primarily due to a higher than expected claims year; notably higher in January, April and May.
- The District continues to make its scheduled payments on the Dorm Revenue Bond and issued Bond Anticipation Notes (BAN) in February 2010 to finance the completion of the Rural Health Sciences Institute. There are no required payments on the BAN. Interest accretes on the balance over the next four years until the District sells the remaining bond issuance to pay off the BAN and complete future projects.
- The occupancy rate for our lodges exceeded 85 percent for 2009-10, and we continue to add new program activities to more fully engage students. The fall 2010 semester had the lodges at 100 percent occupancy with additional students being housed at a local motel in Weed.

SISKIYOU JOINT COMMUNITY COLLEGE DISTRICT

**MANAGEMENT'S DISCUSSION AND ANALYSIS
JUNE 30, 2010**

Condensed district-wide financial information is as follows:

**NET ASSETS
AS OF JUNE 30**

	<u>2010</u>	<u>2009</u>	<u>2008</u>
ASSETS			
Current Assets			
Cash, investments, and short-term receivables	\$ 3,057,590	\$ 3,499,765	\$ 15,830,462
Inventory and other assets	<u>4,109,935</u>	<u>3,857,673</u>	<u>2,357,357</u>
Total Current Assets	<u>7,167,525</u>	<u>7,357,438</u>	<u>18,187,819</u>
Non-Current Assets			
Restricted cash and investments	259,982	1,270,092	2,432,607
Cost of issuance	1,033,180	1,002,592	1,037,023
Capital assets, net of depreciation	29,138,726	19,866,458	13,108,999
Non-depreciable capital assets	<u>1,942,856</u>	<u>10,553,288</u>	<u>4,135,807</u>
Total Non-Current Assets	<u>32,374,744</u>	<u>32,692,430</u>	<u>20,714,436</u>
Total Assets	<u>\$ 39,542,269</u>	<u>\$ 40,049,868</u>	<u>\$ 38,902,255</u>
LIABILITIES			
Current Liabilities			
Accounts payable and accrued liabilities	\$ 2,214,457	\$ 3,597,763	\$ 3,495,907
Deferred revenue	1,452,015	1,401,175	670,949
Long-term liabilities – current portion	<u>207,896</u>	<u>117,309</u>	<u>238,506</u>
Total Current Liabilities	<u>3,874,368</u>	<u>5,116,247</u>	<u>4,405,362</u>
Non-Current Liabilities			
Long-term liabilities	<u>28,724,116</u>	<u>27,290,578</u>	<u>26,545,385</u>
Total Liabilities	<u>32,598,484</u>	<u>32,406,825</u>	<u>30,950,747</u>
NET ASSETS			
Invested in capital assets, net of related debt	4,233,934	5,448,520	5,463,717
Restricted	1,069,698	845,418	766,782
Unrestricted	<u>1,640,153</u>	<u>1,349,105</u>	<u>1,721,009</u>
Total Net Assets	<u>6,943,785</u>	<u>7,643,043</u>	<u>7,951,508</u>
Total Liabilities and Net Assets	<u>\$ 39,542,269</u>	<u>\$ 40,049,868</u>	<u>\$ 38,902,255</u>

This schedule has been prepared from the District's statement of net assets (page 17), which is presented on an accrual basis of accounting whereby assets are capitalized and depreciated.

SISKIYOU JOINT COMMUNITY COLLEGE DISTRICT

MANAGEMENT'S DISCUSSION AND ANALYSIS JUNE 30, 2010

Cash and short-term investments consist primarily of funds held in the Siskiyou County Treasury, U. S. Bank and the Local Agency Investment Fund (LAIF). The changes in the cash position are explained in the Statement of Cash Flows (page 19).

Long-term liabilities consist of the 2005 General Obligation Bonds, the 2010 Bond Anticipation Notes, and the Dorm Revenue Bond. The Capital Lease arrangement for several copiers was paid off in 2008. The current portion represents the amount of principal to be paid within the next year.

OPERATING RESULTS FOR THE YEAR ENDED JUNE 30

	<u>2010</u>	<u>2009</u>	<u>2008</u>
OPERATING REVENUES			
Tuition and fees, net of scholarship discount and allowance	\$ 1,903,971	\$ 1,628,579	\$ 1,834,364
Grants and contracts	8,942,754	6,985,188	6,492,351
Auxiliary services	<u>769,411</u>	<u>789,707</u>	<u>755,868</u>
Total Operating Revenues	<u>11,616,136</u>	<u>9,403,474</u>	<u>9,082,583</u>
OPERATING EXPENSES			
Salaries and benefits	17,134,178	16,658,495	15,902,712
Supplies and maintenance	10,128,663	9,014,424	9,205,103
Depreciation	<u>1,180,044</u>	<u>879,625</u>	<u>668,376</u>
Total Operating Expenses	<u>28,442,885</u>	<u>26,552,544</u>	<u>25,776,191</u>
OPERATING LOSS	<u>(16,826,749)</u>	<u>(17,149,070)</u>	<u>(16,693,608)</u>
NON-OPERATING REVENUE			
State apportionments	11,660,338	12,195,078	11,352,533
Property taxes	4,584,286	4,408,227	4,179,523
Other state revenue	507,134	475,585	531,470
Interest income (net)	(1,081,090)	(905,858)	(300,955)
Other non-operating revenues and transfers	<u>456,823</u>	<u>517,573</u>	<u>316,618</u>
Total Non-Operating Revenues	<u>16,127,491</u>	<u>16,690,605</u>	<u>16,079,189</u>
OTHER REVENUES			
State revenues, capital	<u>-</u>	<u>150,000</u>	<u>175,000</u>
NET DECREASE IN NET ASSETS	<u>\$ (699,258)</u>	<u>\$ (308,465)</u>	<u>\$ (439,419)</u>

This schedule has been prepared from the Statement of Revenues, Expenses and Changes in Net Assets presented on page 18.

SISKIYOU JOINT COMMUNITY COLLEGE DISTRICT

MANAGEMENT'S DISCUSSION AND ANALYSIS

JUNE 30, 2010

Auxiliary revenue consists of bookstore and cafeteria sales and charges. Room and board for the students is not part of auxiliary revenue, but is included in tuition and fees under operating revenues. These operations are intended to be self-supporting through student related activities.

Grant and contract revenues relate to student financial aid, as well as specific Federal and State grants received for programs serving the students of the District. These grant and program revenues are restricted as to the allowable expenses related to the programs.

For 2010 and 2009, the District is recording the depreciation expense related to capital assets. The detail of the changes in capital assets for the year is included in the notes to the financial statements as Note 4.

STATEMENT OF CASH FLOWS FOR THE YEAR ENDED JUNE 30

The Statement of Cash Flows provides information about cash receipts and payments during the year. This statement also assists users in assessing the District's ability to meet its obligations as they come due and any potential need for external financing. This schedule is prepared from the Statement of Cash Flows presented on pages 19 and 20.

	<u>2010</u>	<u>2009</u>	<u>2008</u>
CASH PROVIDED BY (USED) IN			
Operating activities	\$ (16,629,398)	\$ (16,014,707)	\$ (14,651,894)
Noncapital financing activities	15,755,645	15,890,884	15,520,324
Capital financing activities	(728,352)	(13,935,290)	2,901,121
Investing activities	<u>148,057</u>	<u>560,904</u>	<u>646,486</u>
Net Increase (Decrease) in Cash and Cash Equivalents	\$ <u>(1,454,048)</u>	\$ <u>(13,498,209)</u>	\$ <u>4,416,037</u>

The primary operating receipts are student tuition and fees and Federal, State, and local grants and contracts. The primary operating expense of the District is the payment of salaries and benefits to instructional and classified support staff.

While State apportionment and property taxes are the primary source of non-capital related revenue, the new GASB accounting standards require that this source of revenue is shown as non-operating revenue as it comes from the general resources of the State and not from the primary users of the Colleges' programs and services (students). The District depends upon this funding as the primary source of funds to continue the current level of operations.

The large increase in Capital Financing activities in 2009 and 2008 is reflective of the second 2005 General Obligation Bond sale that occurred in April 2008. With the second sale, the District was able to complete the Emergency Services Training Center facility in Weed as well as make substantial progress toward completing the Rural Health Sciences institute on the Yreka Campus. The Rural Health Sciences institute was completed in 2010 with additional funds from the sale of Bond Anticipation Notes.

SISKIYOU JOINT COMMUNITY COLLEGE DISTRICT

MANAGEMENT'S DISCUSSION AND ANALYSIS

JUNE 30, 2010

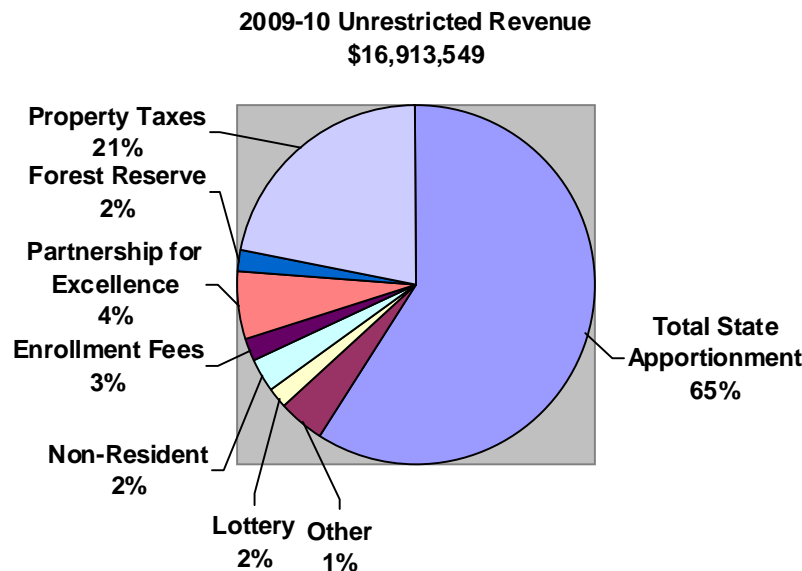
UNRESTRICTED GENERAL FUND SELECTED FINANCIAL INFORMATION

Revenues

The District's major sources of unrestricted revenues include State apportionment, property taxes, Partnership for Excellence funds, enrollment and lottery. The primary basis of the apportionment component is the calculation of full-time equivalent students (FTES).

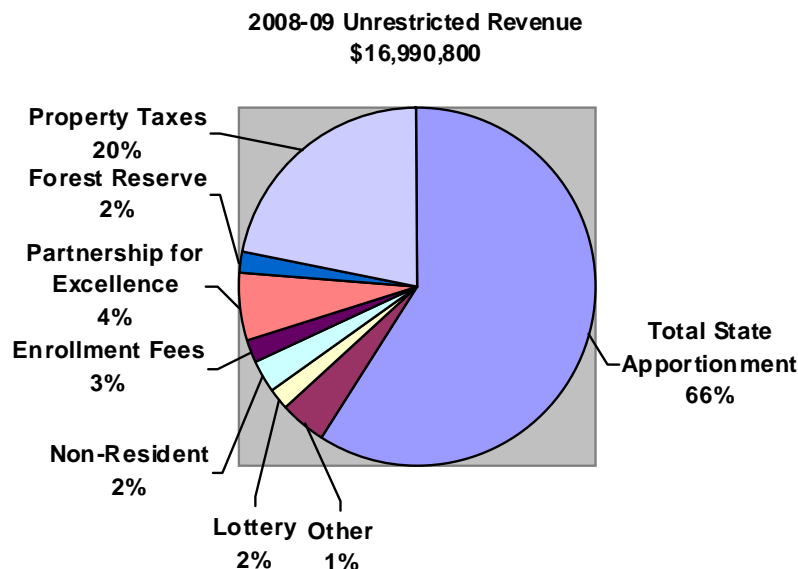
Of the revenue sources, State apportionment, property tax, and enrollment fees are commonly referred to as District General Revenues and form the "base revenue" to which adjustments for COLA, program improvement, growth, restoration, and any applicable deficit factor is applied. Adjustments to the "base revenue" are typically calculated twice each fiscal year and distributed through the First Principle Apportionment Statement (P1) in mid February and the Second Principle Apportionment Statement (P2) in early June of each fiscal year.

In fiscal years 2010 and 2009, the District's actual unrestricted General Fund revenues totaled \$16,913,594 and \$16,990,800, respectively.



SISKIYOU JOINT COMMUNITY COLLEGE DISTRICT

MANAGEMENT'S DISCUSSION AND ANALYSIS
JUNE 30, 2010



	Fiscal Year <u>2010</u>	Fiscal Year <u>2009</u>	Fiscal Year <u>2008</u>
General Apportionment	\$ 10,659,878	\$ 10,025,080	\$ 9,151,604
Restoration/Decline	-	547,351	302,727
Growth	-	446,819	-
COLA	-	-	621,577
Subtotal General Apportionment	<u>10,659,878</u>	<u>11,019,250</u>	<u>10,075,908</u>
Property Taxes	3,546,326	3,449,452	3,197,154
Enrollment Fees	<u>542,936</u>	<u>465,522</u>	<u>451,747</u>
Total Apportionment Revenues	<u>14,749,140</u>	<u>14,934,224</u>	<u>13,724,809</u>
Partnership for Excellence	675,000	675,000	675,000
Lottery	398,137	328,513	314,787
Nonresident Tuition	377,958	295,349	287,211
Part-time Faculty Compensation	51,209	104,503	117,425
Forest Reserve	254,025	268,168	270,157
Other *	<u>408,125</u>	<u>385,043</u>	<u>649,431</u>
Total Other Revenue	<u>2,164,454</u>	<u>2,056,576</u>	<u>2,314,011</u>
Total Unrestricted General Fund Revenue	<u>\$ 16,913,594</u>	<u>\$ 16,990,800</u>	<u>\$ 16,038,820</u>

*Includes community service fees, material and activity fees, indirect program fees, and miscellaneous.

SISKIYOU JOINT COMMUNITY COLLEGE DISTRICT

MANAGEMENT'S DISCUSSION AND ANALYSIS JUNE 30, 2010

<u>Summary of District Growth Rates</u>	<u>Fiscal Year 2010</u>	<u>Fiscal Year 2009</u>	<u>Fiscal Year 2008</u>
Growth Cap Percent	4.11%	4.11%	5.94%
Total Growth Dollars Available	-	446,819	621,339
Total Growth Dollars Earned	-	531,074	-
Total Growth Paid by State	-	446,819	-
Percentage of Growth Earned	0.00%	118.86%	0.00%
Percentage of Growth Paid to Growth Earned	100.00%	84.13%	100.00%

- Part-time faculty funding, specific for the improvement of part-time salaries and benefits, was \$51,209 for 2009-10 and \$104,503 for 2008-09. However, while no COLA adjustment was added to the base funding level there are annual incremental cost increases associated with the funding, part-time faculty rates for years of service and fringe benefits costs continue to rise each fiscal year.

Expenditures

The District expenditures in the unrestricted General Fund were to provide classroom instruction, counseling and student support services, physical plant related activities, administration, and general support services. For the fiscal years ending June 30, 2010 and 2009, the expenditures totaled \$16,503,477 and \$16,207,761, respectively.

Expenditure by Activity

Expenditures by activity represent the District's expenditures by *category* regrouped by program activity. Academic and Student support services includes the costs for instructional and student support activities. General institutional services include Business and Administrative services, Human Resource, Information Technology, Collective Bargaining, Police, Duplicating, Insurance, and Retiree Health care costs. Operating and Maintenance is buildings and grounds. Planning and Policy Making includes the Chancellor's Office, Research and Planning, Government Relations, Public Information, and Development.

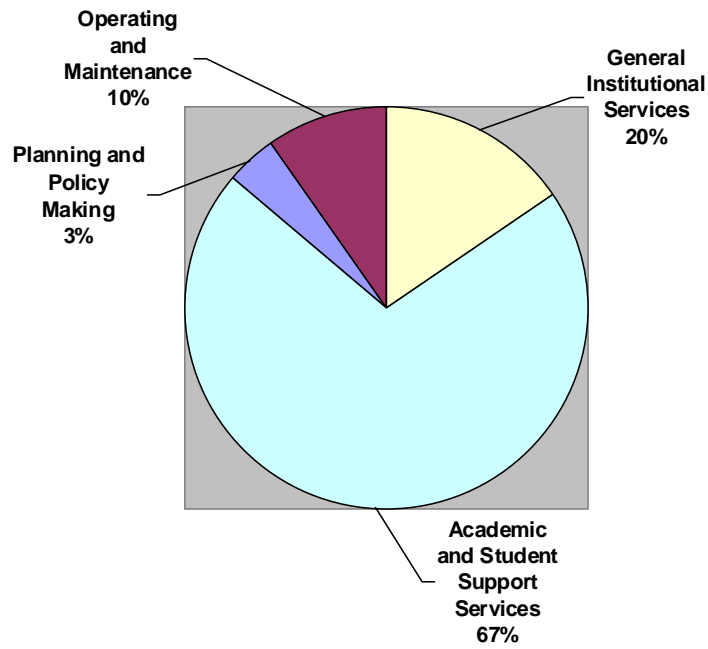
The pie chart, "*Expenditures by Activities*," summarizes program outlays under this definition for the 2009-10 and 2008-09 periods.

SISKIYOU JOINT COMMUNITY COLLEGE DISTRICT

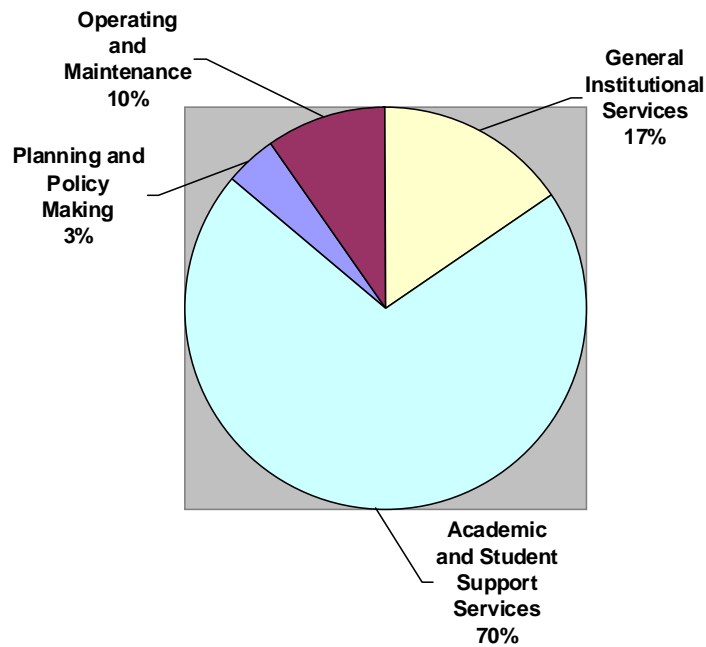
MANAGEMENT'S DISCUSSION AND ANALYSIS

JUNE 30, 2010

2009-10 Expenditures by Activities
\$16,503,477



2008-09 Expenditures by Activities
\$16,207,761



SISKIYOU JOINT COMMUNITY COLLEGE DISTRICT

MANAGEMENT'S DISCUSSION AND ANALYSIS JUNE 30, 2010

Expenditure Comparison by Category

The District reports expenditures by object code category in accordance with California State Chancellor's Office guidelines as follows:

	<u>Fiscal Year 2010</u>	<u>Fiscal Year 2009</u>	<u>Fiscal Year 2008</u>
Academic Salaries	\$ 6,979,998	\$ 6,829,224	\$ 6,594,178
Classified Salaries	3,131,195	3,260,706	3,253,227
Benefits	<u>3,468,403</u>	<u>3,178,098</u>	<u>3,450,808</u>
Subtotal Salaries and Benefits	<u>13,579,596</u>	<u>13,268,028</u>	<u>13,298,213</u>
Books and Supplies	434,112	396,461	441,121
Services and Operating Expenses	1,939,598	1,889,852	2,063,032
Capital Outlay	89,523	113,611	92,825
Other Outgo	<u>460,648</u>	<u>539,809</u>	<u>365,918</u>
Subtotal	<u>2,923,881</u>	<u>2,939,733</u>	<u>2,962,896</u>
Total Expenditures	\$ <u>16,503,477</u>	\$ <u>16,207,761</u>	<u>16,261,109</u>

- Net expenditures for academic salaries increased only slightly from 2009 to 2010 from negotiated wage adjustments while the increase from 2008 to 2009 was primarily from a 5 percent negotiated COLA increase for the year. Increasing FTES result in more hours of instruction and an associated increase in instructional wages. The classified salaries increased only slightly over the prior year from negotiated wage adjustments and freezing vacant positions for most of 2008-09.
- Increased health benefit costs spurred an increase in fringe benefit costs from 2009 to 2010 in contrast to the decrease from 2008 to 2009 which was due mostly to the freeze on all non-instructional vacant positions. As a result, the associated health benefit packages were not expensed.
- Expenditures for services and other operating expenditures decreased by approximately 8 percent from 2008 to 2009. In order to address several issues, including the "50 percent rule," the District intentionally reduced expenditures in this area. Although utility and maintenance costs continue to increase, the planned reductions in expenditures resulted in an overall decrease. The District was also able to take advantage of a return of premiums from its Property and Liability Risk Margin/Safety Credit account whereby excess reserves can be refunded to the District. The amount of these refunds was \$108,765 and \$120,000 for 2010 and 2009, respectively. These funds were used for safety/risk related projects on campus and funding some of the Banner implementation costs.
- Expenditures in "Other Outgo" include transfers to the Capital Outlay Fund (41) for scheduled maintenance matches and additional one-time improvement projects.

SISKIYOU JOINT COMMUNITY COLLEGE DISTRICT

MANAGEMENT'S DISCUSSION AND ANALYSIS JUNE 30, 2010

Net Assets and Net Asset Classifications

	<u>Fiscal Year 2010</u>	<u>Fiscal Year 2009</u>	<u>Fiscal Year 2008</u>
Investment in Capital Assets	\$ 4,233,934	\$ 5,448,520	\$ 5,463,717
Restricted	1,069,698	845,418	1,826,892
Unrestricted	<u>1,640,153</u>	<u>1,349,105</u>	<u>660,899</u>
Ending Net Assets	<u>\$ 6,943,785</u>	<u>\$ 7,643,043</u>	<u>7,951,508</u>

COLLEGE OF THE SISKIYOU'S AUXILIARY FOUNDATION

The Auxiliary Foundation was established as a 501(c) (3) non-profit charitable organization in 1992 to provide a vehicle for financial support from the community and beyond. Its mission includes providing students with monetary support through scholarships and work-study programs to help ensure that all students have every opportunity to achieve their educational goals. This mission is accomplished through hosting fundraising events, soliciting contributions and donations, and dispensing funds to support the educational programs and general welfare of the College of the Siskiyous.

In the spring of 2005, the Auxiliary Foundation applied for and was granted a 501(h) election which allowed the Auxiliary Foundation to support the political efforts of the District as it successfully passed a General Obligation Bond in the November 2005 election (Measure A).

Throughout the year, the Auxiliary Foundation hosts campus activities and a number of annual community fundraisers including a Golf Tournament, Scholarship fundraising dinner, President's Gala, Athletic Hall of Fame, Country Christmas Holiday Craft Fair, and the Volunteer and Donor Recognition Banquet. The Eagle's Nest Resale Shop has a paid manager but is staffed by numerous volunteers. All net proceeds from the Shop are used to support students and student-centered projects. The Eagle's Nest Resale Shop is located on Main Street, Weed, and is effectively meeting the needs of the community at its downtown location.

In addition, the Auxiliary Foundation is a fiscal sponsor for a number of the campus clubs and Athletic clubs, operates and funds the COS Performing Arts Series, manages the Scholarship program as well as the annual Mini-Grant program.

Since 1992, the Auxiliary Foundation has actively raised funds to help keep COS at the forefront of educational institutions. Quality education depends on fiscal stability, well-maintained facilities, state-of-the-art technology, and a faculty and staff that are current with new and innovative advances in their fields. In the fall of 2006, the District successfully wrote and was awarded a Title III federal grant in the amount of \$1.9 million over a five year period. To show its continued support of the District, the Auxiliary Foundation has taken on the ambitious task of raising matching funds for an endowment which will help support the maintenance of the new Rural Health Sciences Institute. The Auxiliary Foundation's dedication to the District is evident as it has successfully raised the required matching funds each of the first four years of the grant and is starting the final year of the fundraising campaign.

SISKIYOU JOINT COMMUNITY COLLEGE DISTRICT

MANAGEMENT'S DISCUSSION AND ANALYSIS

JUNE 30, 2010

ECONOMIC FACTORS AFFECTING THE SISKIYOU JOINT COMMUNITY COLLEGE DISTRICT

The economic position of College of the Siskiyous is closely tied to the State of California as State apportionments and property taxes allocated to the District represent approximately 86 percent of the total unrestricted resources of revenues received by the District. The District has experienced an increase in student enrollment, but the State's apportionment has been limited due to the workload reduction measures limiting growth apportionment. The results for 2009-10 have been positive and once again the District has banked a healthy reserve in anticipation of potential cuts from the State's budget.

The State of California is again facing huge budget deficits. The District is continuing to pursue cost saving measures to achieve efficiencies but is also looking at managing course offerings that will be the least disruptive to our students.

Under current California law, the State of California is prohibited from disbursing any funds to the community colleges until the State budget is passed. At the beginning of each fiscal year, the District will need to rely on its reserves and possible annual participation in the CCCFA TRAN program to ensure that it can continue to operate each summer until a State budget is ratified. As the State continues to face financial challenges, they are looking more to shifting their cash flow problems to the Community College system through apportionment deferrals and reductions. This contributes to the District's need to participate in these types of programs to manage its cash flow requirements.

All current Measure A bond projects are now complete with the opening of our new Rural Health Sciences Institute in August 2009. Our Nursing program has moved to this high-tech facility offering state-of-the art simulation and distance education instruction since the fall 2009 semester.

The College recognizes that as programs and facilities are added financial responsibilities also increase. We also understand that state funding may not completely meet these added responsibilities. As a result, the College's Auxiliary Foundation has taken on the development of an endowment fund for the Rural Health Sciences Institute. In October of 2006 the College received a federal Title III grant. One part of that grant came in the form of a challenge grant for this endowment. The Title III grant is providing \$370,000 over a five-year period that must be matched dollar for dollar with new funds raised after October 1, 2006. One-half of the net earnings produced by the endowment each year may be used to support facility and program needs of the Rural Health Sciences Institute. The College of the Siskiyous' Auxiliary Foundation has successfully met the requirements of the match for the first four years and continues its efforts to raise funds in support of the Title III grant as well as serve the College and the community through various programs and events.

THIS PAGE INTENTIONALLY LEFT BLANK

SISKIYOU JOINT COMMUNITY COLLEGE DISTRICT
STATEMENTS OF NET ASSETS

	June 30,	
	2010	2009
ASSETS		
Current Assets:		
Cash and cash equivalents	\$ 783,954	\$ 253,450
Restricted cash and cash equivalents	2,074,524	3,048,966
Investments	199,112	197,349
Accounts receivable, net	3,724,194	3,436,510
Due from Foundation	28,650	27
Inventory and prepaids	357,091	421,136
Total current assets	7,167,525	7,357,438
Noncurrent assets:		
Restricted cash and cash equivalents	259,982	1,270,092
Deferred costs, net	1,033,180	1,002,592
Depreciable capital assets, net	29,138,726	19,866,458
Nondepreciable capital assets	1,942,856	10,553,288
Total noncurrent assets	32,374,744	32,692,430
Total assets	\$ 39,542,269	\$ 40,049,868
LIABILITIES		
Current liabilities:		
Accounts payable	\$ 1,780,474	\$ 3,201,468
Deferred revenue	1,452,015	1,401,175
Amounts held for others	83,225	101,399
Estimated liability for claims and claims adjustment expense	350,758	294,896
Compensated absences, current portion	32,896	32,309
Long-term debt, current portion	175,000	85,000
Total current liabilities	3,874,368	5,116,247
Noncurrent liabilities:		
Compensated absences, noncurrent portion	296,060	290,784
Other postemployment benefits obligation	744,660	465,125
Long-term debt, noncurrent portion	27,683,396	26,534,669
Total noncurrent liabilities	28,724,116	27,290,578
Total liabilities	32,598,484	32,406,825
NET ASSETS		
Investments in capital assets, net of related debt	4,233,934	5,448,520
Restricted - expendable	1,069,698	845,418
Unrestricted	1,640,153	1,349,105
Total net assets	6,943,785	7,643,043
Total liabilities and net assets	\$ 39,542,269	\$ 40,049,868

The accompanying notes are an integral
part of these financial statements.

SISKIYOU JOINT COMMUNITY COLLEGE DISTRICT
STATEMENTS OF REVENUES, EXPENSES, AND
CHANGES IN NET ASSETS

	Years Ended June 30,	
	2010	2009
OPERATING REVENUES		
Tuition and fees	\$ 2,825,476	\$ 2,400,272
Less: scholarship discount and allowance	(921,505)	(771,693)
Net tuition and fees	1,903,971	1,628,579
Grants and contracts, non-capital:		
Federal	6,311,856	4,406,012
State	2,074,512	2,060,534
Local	556,386	518,642
Auxiliary enterprise sales and charges	769,411	789,707
Total operating revenues	11,616,136	9,403,474
OPERATING EXPENSES		
Salaries	11,751,875	11,801,182
Employee benefits	5,382,303	4,857,313
Supplies, materials, and other operating expenses and services	4,198,922	4,589,888
Payments to students	5,142,254	3,735,583
Utilities	787,599	688,953
Depreciation	1,180,044	879,625
Total operating expenses	28,442,997	26,552,544
OPERATING INCOME (LOSS)	(16,826,861)	(17,149,070)
NON-OPERATING REVENUES (EXPENSES)		
State apportionments, non-capital	11,660,338	12,195,078
Local property taxes	4,584,286	4,408,227
State taxes and other revenues	507,134	475,585
Investment income, non-capital	119,371	435,023
Other non-operating revenues	456,823	517,573
Interest expense - capital asset-related debt	(1,200,349)	(1,340,881)
Total non-operating revenues (expenses)	16,127,603	16,690,605
LOSS BEFORE OTHER REVENUES AND EXPENSES	(699,258)	(458,465)
State apportionments - capital	-	150,000
INCREASE (DECREASE) IN NET ASSETS	(699,258)	(308,465)
NET ASSETS, BEGINNING OF YEAR	7,643,043	7,951,508
NET ASSETS, END OF YEAR	\$ 6,943,785	\$ 7,643,043

The accompanying notes are an integral
part of these financial statements.

SISKIYOU JOINT COMMUNITY COLLEGE DISTRICT
STATEMENTS OF CASH FLOWS

	Years Ended June 30,	
	2010	2009
CASH FLOWS FROM OPERATING ACTIVITIES:		
Tuition and fees	\$ 1,804,881	\$ 1,675,318
Federal grants and contracts	6,136,375	4,334,398
State grants and contracts	2,146,698	1,588,023
Local grants and contracts	562,041	538,891
Payments to/on behalf of employees	(12,056,191)	(11,542,491)
Payments for benefits	(4,788,351)	(4,278,610)
Payments to suppliers	(5,242,429)	(4,627,930)
Payments for utilities	(787,599)	(688,953)
Payments for scholarships and grants	(5,142,254)	(3,735,583)
Auxiliary enterprise sales and charges	784,116	790,115
Other receipts (payments)	(46,797)	(67,885)
Net cash (used) by operating activities	(16,629,510)	(16,014,707)
CASH FLOWS FROM NON-CAPITAL FINANCING ACTIVITIES:		
State apportionments, non-capital	11,494,970	11,769,002
Local property taxes	3,475,285	3,339,002
State taxes and other revenues	587,122	507,426
Other receipts	198,268	275,454
Net cash provided by non-capital financing activities	15,755,645	15,890,884
CASH FLOWS FROM CAPITAL AND RELATED FINANCING ACTIVITIES:		
State revenue, capital	-	150,000
Local property taxes	1,109,001	1,069,225
Capital debt proceeds	1,076,788	-
Purchases of capital assets	(1,841,880)	(14,054,564)
Interest paid on capital debt	(987,261)	(895,383)
Principal paid on capital debt	(85,000)	(204,568)
Net cash (used) by capital and related financing activities	(728,352)	(13,935,290)
CASH FLOWS FROM INVESTING ACTIVITIES:		
Purchase of investments	(1,763)	(4,997)
Interest on investments	149,932	565,901
Net cash provided by investing activities	148,169	560,904
NET (DECREASE) IN CASH AND CASH EQUIVALENTS	(1,454,048)	(13,498,209)
CASH AND CASH EQUIVALENTS, BEGINNING OF YEAR	4,572,508	18,070,717
CASH AND CASH EQUIVALENTS, END OF YEAR	\$ 3,118,460	\$ 4,572,508

(Continued on following page)

The accompanying notes are an integral part of these financial statements.

SISKIYOU JOINT COMMUNITY COLLEGE DISTRICT
STATEMENTS OF CASH FLOWS

	Years Ended June 30,	
	2010	2009
COMPONENTS OF CASH AND CASH EQUIVALENTS:		
Cash and cash equivalents	\$ 783,954	\$ 253,450
Restricted cash and cash equivalents - current	2,074,524	3,048,966
Restricted cash and cash equivalents - noncurrent	259,982	1,270,092
Total cash and cash equivalents	\$ 3,118,460	\$ 4,572,508
RECONCILIATION OF OPERATING INCOME (LOSS) TO NET CASH (USED) BY OPERATING ACTIVITIES:		
Operating income (loss)	\$ (16,826,861)	\$ (17,149,070)
Adjustments to reconcile operating income (loss) to net cash (used) by operating activities:		
Depreciation expense	1,180,044	879,625
On-behalf payments	258,555	242,119
(Increase) decrease in:		
Accounts receivable, net	(230,746)	(119,580)
Due from Foundation	(28,623)	(27)
Inventory and prepaids	64,045	(29,977)
Increase (decrease) in:		
Accounts payable	(1,417,731)	266,916
Deferred revenue	48,721	(357,149)
Amounts held for others	(18,174)	(163)
Due to Foundation	-	(67,695)
Estimated liability for claims and claims adjustment expense	55,862	(128,541)
Compensated absences	5,863	(16,290)
Other postemployment benefits obligation	279,535	465,125
Net cash (used) by operating activities	\$ (16,629,510)	\$ (16,014,707)

The accompanying notes are an integral part of these financial statements.

SISKIYOU JOINT COMMUNITY COLLEGE DISTRICT
DISCRETELY PRESENTED COMPONENT UNIT
COLLEGE OF THE SISKIYOU FOUNDATION
STATEMENTS OF FINANCIAL POSITION

	June 30,	
	2010	2009
ASSETS		
Cash and cash equivalents	\$ 261,799	\$ 161,179
Investments	1,864,175	1,546,201
Accounts receivable	832	1,531
Inventory and prepaids	1,150	1,150
Beneficial interest in remainder trusts	327,377	299,995
Total assets	\$ 2,455,333	\$ 2,010,056
LIABILITIES		
Accounts payable	\$ 13,158	\$ 7,009
Due to District	28,650	27
Total liabilities	41,808	7,036
NET ASSETS		
Unrestricted	609,024	581,051
Temporarily restricted	1,320,115	955,348
Permanently restricted	484,386	466,621
Total net assets	2,413,525	2,003,020
Total liabilities and net assets	\$ 2,455,333	\$ 2,010,056

The accompanying notes are an integral
part of these financial statements.

SISKIYOU JOINT COMMUNITY COLLEGE DISTRICT
DISCRETELY PRESENTED COMPONENT UNIT
COLLEGE OF THE SISKIYOU FOUNDATION
STATEMENTS OF ACTIVITIES

	Years Ended June 30,	
	2010	2009
CHANGES IN UNRESTRICTED NET ASSETS:		
Revenues, gains and other support:		
Contributions:		
Public support	\$ 92,167	\$ 87,369
Value of services provided by Siskiyou Joint Community College District	101,127	98,540
Total contributions	193,294	185,909
Investment income (loss)	19,885	(117,221)
Program service fees	86,325	83,500
Special events:		
Gross revenue	21,558	30,975
Less expenses	8,913	11,053
Total special events	12,645	19,922
Total unrestricted revenues and gains	312,149	172,110
Net assets released from restrictions	23,818	676
Total unrestricted revenues, gains and other support	335,967	172,786
Expenses:		
Program services:		
Scholarships	21,776	15,350
Thrift shop	33,377	32,562
Performing arts series	27,817	34,049
Other programs	86,106	87,653
Total program services expenses	169,076	169,614
Supporting services:		
Management and general	37,791	36,929
Management and general - In-kind	101,127	98,540
Total supporting services expenses	138,918	135,469
Total expenses	307,994	305,083
Increase (decrease) in unrestricted net assets	27,973	(132,297)

(Continued on the following page)

The accompanying notes are an integral
part of these financial statements.

SISKIYOU JOINT COMMUNITY COLLEGE DISTRICT
DISCRETELY PRESENTED COMPONENT UNIT
COLLEGE OF THE SISKIYOU FOUNDATION
STATEMENTS OF ACTIVITIES

	Years Ended June 30,	
	2010	2009
CHANGES IN TEMPORARILY RESTRICTED NET ASSETS:		
Revenues, gains and other support:		
Contributions	211,279	120,740
Change in value of remainder trusts	27,382	(85,817)
Investment income (loss)	149,924	(107,143)
Total revenues, gains and other support	388,585	(72,220)
Net assets released from restrictions	(23,818)	(676)
Increase (decrease) in temporarily restricted net assets	364,767	(72,896)
CHANGES IN PERMANENTLY RESTRICTED NET ASSETS:		
Revenues, gains and other support:		
Contributions	17,765	24,435
Increase in permanently restricted net assets	17,765	24,435
CHANGE IN NET ASSETS	410,505	(180,758)
NET ASSETS, BEGINNING OF YEAR	2,003,020	2,183,778
NET ASSETS, END OF YEAR	\$ 2,413,525	\$ 2,003,020

The accompanying notes are an integral
part of these financial statements.

SISKIYOU JOINT COMMUNITY COLLEGE DISTRICT
DISCRETELY PRESENTED COMPONENT UNIT
COLLEGE OF THE SISKIYOU FOUNDATION
STATEMENTS OF CASH FLOWS

	Years Ended June 30,	
	2010	2009
CASH FLOWS FROM OPERATING ACTIVITIES:		
Change in net assets	\$ 410,505	\$ (180,758)
Adjustments to reconcile change in net assets to net cash provided by operating activities:		
Net (gain) loss on investments	(113,810)	285,598
(Increase) decrease in:		
Accounts receivable	699	(55)
Due from District	-	67,695
Beneficial interest in remainder trusts	(27,382)	85,817
Increase (decrease) in:		
Accounts payable	6,149	3,357
Due to District	28,623	27
Net cash provided by operating activities	304,784	261,681
CASH FLOWS FROM INVESTING ACTIVITIES:		
Proceeds from sale of investments	13,060	5,425
Purchase of investments	(217,224)	(280,202)
Net cash (used) by investing activities	(204,164)	(274,777)
NET INCREASE (DECREASE) IN CASH	100,620	(13,096)
CASH AND CASH EQUIVALENTS, BEGINNING OF YEAR	161,179	174,275
CASH AND CASH EQUIVALENTS, END OF YEAR	\$ 261,799	\$ 161,179

The accompanying notes are an integral part
of these financial statements.

SISKIYOU JOINT COMMUNITY COLLEGE DISTRICT
NOTES TO THE FINANCIAL STATEMENTS
JUNE 30, 2010 AND 2009

NOTE 1 SUMMARY OF SIGNIFICANT ACCOUNTING POLICIES

REPORTING ENTITY

Siskiyou Joint Community College District (District) is a community college governed by an elected seven-member Board of Trustees. The District provides educational services to the local residents of the surrounding area. The District consists of one community college located in Weed, California and a satellite campus in Yreka, California.

The District identified the College of the Siskiyous Foundation (Foundation) as its only potential component unit. The decision to include a potential component unit in the reporting entity was made by applying the criteria set forth in generally accepted accounting principles (GAAP) including Governmental Accounting Standards Board (GASB) Statement 14 as amended by GASB Statement 39. GASB Statement 39 provides three criteria for requiring a legally separate, tax-exempt organization to be discretely presented as a component unit of the reporting entity. These criteria are the "direct benefit" criterion, the "entitlement/ability to access" criterion, and the "significance" criterion.

The Foundation was established as a legally separate, not-for-profit corporation to support the District and its students. It contributes to various scholarship funds for the benefit of District students and contributes directly to the District. The Foundation's assets are significant to the District's financial statements. Therefore, the District has classified the Foundation as a component unit that will be discretely presented in the District's annual financial statements.

BASIS OF PRESENTATION AND ACCOUNTING

The financial statement presentation required by GASB Statements No. 34, 35, 37, 38, and 39 provides a comprehensive, entity-wide perspective of the District's overall financial position, results of operations and cash flows, and replaces the fund-group perspective previously required. The District now follows the "business-type activities" reporting requirements of GASB Statement No. 34 that provides a comprehensive one-line look at the District's financial activities.

The basic financial statements of the Siskiyou Joint Community College District have been prepared in conformity with accounting principles generally accepted in the United States of America (GAAP) as applied to governmental units. The GASB is the accepted standard-setting body for establishing governmental accounting and financial reporting principles. The District has elected to follow GASB pronouncements and not Financial Accounting Standards Board (FASB) pronouncements after 1989, as presented by GASB Statement No. 20.

(Continued on following page)

SISKIYOU JOINT COMMUNITY COLLEGE DISTRICT
NOTES TO THE FINANCIAL STATEMENTS
JUNE 30, 2010 AND 2009

NOTE 1 SUMMARY OF SIGNIFICANT ACCOUNTING POLICIES
(Continued)

BASIS OF PRESENTATION AND ACCOUNTING (Continued)

For financial reporting purposes, the District is considered a special-purpose government engaged only in business-type activities (BTA). Accordingly, the District's financial statements have been presented using the economic resources measurement focus and the accrual basis of accounting. Revenues are recorded when earned and expenditures are recorded when a liability is incurred, regardless of the timing of the related cash flows. All significant intra-agency transactions have been eliminated.

Exceptions to the accrual basis of accounting are as follows:

In accordance with industry standards provided by the California Community Colleges Chancellor's Office, summer session tuition and fees received before year-end are recorded as deferred revenue as of June 30 with the revenue being reported in the fiscal year in which the program is predominately conducted. Summer session expenditures through June 30 are recorded as prepaid expenses.

The financial accounts of the District are recorded and maintained in accordance with the *California Community Colleges Budget and Accounting Manual*.

CASH AND CASH EQUIVALENTS

For purposes of the Statement of Cash Flows, the District considers all highly liquid investments with an original maturity of three months or less to be cash equivalents. Funds invested in the county treasurer's investment pool are considered cash equivalents. GASB Statement No. 31, *Accounting and Financial Reporting for Certain Investments and for External Investment Pools*, provides that amounts held in external investment pools be reported at fair value. However, cash in the county treasury is recorded at the value of the pool shares held, which approximates the fair value of the underlying cash and investments of the pool.

RESTRICTED CASH AND CASH EQUIVALENTS

Restricted cash and cash equivalents includes amounts restricted for the repayment of debt, for use in the acquisition or construction of capital assets, for restricted programs, for any other restricted purpose, or in any funds restricted in purpose per the *California Community Colleges Budget and Accounting Manual*.

(Continued on following page)

SISKIYOU JOINT COMMUNITY COLLEGE DISTRICT
NOTES TO THE FINANCIAL STATEMENTS
JUNE 30, 2010 AND 2009

NOTE 1 SUMMARY OF SIGNIFICANT ACCOUNTING POLICIES
(Continued)

INVESTMENTS

Investments are reported at fair value based on quoted market prices with realized and unrealized gains or losses reported in the statement of operations.

ACCOUNTS RECEIVABLE

Accounts receivable consist of tuition and fee charges to students and auxiliary enterprise services provided to students, faculty and staff, the majority of each residing in the State of California. Accounts receivable also include amounts due from the federal government, state, and local governments, or private sources, in connection with reimbursement of allowable expenditures made pursuant to the District's grants and contracts. The District provides for an allowance for uncollectible accounts as an estimation of amounts that may not be received. The allowance was estimated at \$130,767 and \$72,947 for the years ended June 30, 2010 and 2009, respectively.

INVENTORY AND PREPAIDS

Inventory consists primarily of bookstore merchandise including, but not limited to: books, instructional materials and sundry items held for resale to students and staff of the District. Inventory is valued at average cost, which approximates market, using the purchase method.

Certain payments to vendors reflect costs applicable to future accounting periods and are recorded as prepaid items.

CAPITAL ASSETS

Capital assets are recorded at cost at the date of acquisition, or fair market value at the date of donation in the case of gifts. Where historical cost is not available, estimated historical cost is based on replacement cost reduced for inflation. Capitalized equipment includes all items with a unit cost of \$5,000 or more, and estimated useful life of greater than one year. Renovations to buildings, infrastructure, and land improvements that significantly increase the value or extend the useful life of the structure are capitalized. Routine repairs and maintenance are charged to operating expense in the year in which the expense was incurred.

Depreciation of capitalized assets is computed using the straight-line method over the estimated useful lives of the assets, generally 25 to 50 years for buildings, 20 years for land improvements, 5-15 years for equipment and vehicles.

(Continued on following page)

SISKIYOU JOINT COMMUNITY COLLEGE DISTRICT
NOTES TO THE FINANCIAL STATEMENTS
JUNE 30, 2010 AND 2009

NOTE 1 SUMMARY OF SIGNIFICANT ACCOUNTING POLICIES
(Continued)

DEFERRED REVENUE

Deferred revenues include amounts received for tuition and fees and certain auxiliary activities prior to the end of the fiscal year that relate to the subsequent accounting period. Deferred revenues also include amounts received from grant and contract sponsors that have not yet been earned.

AMOUNTS HELD FOR OTHERS

Amounts held for others represents funds held by the District for the Associated Students Trust Fund, Scholarship and Loan Trust Fund, and other agency funds.

COMPENSATED ABSENCES

Accumulated and vested unpaid employee vacation benefits are recognized as liabilities of the District as the benefits are earned.

Accumulated sick leave benefits are not recognized as liabilities of the District. The District's policy is to record sick leave as an operating expense in the period taken since such benefits do not vest nor is payment probable; however, unused sick leave is added to the creditable service period for calculation of retirement benefits when the employee retires.

LONG-TERM LIABILITIES

Bond premiums and discounts are deferred and amortized over the life of the bonds using the straight-line method, which does not differ materially from the effective interest method. Bonds payable are reported net of the applicable bond premium or discount. Bond issuance costs are reported as deferred charges and amortized over the term of the related debt. Amortization of issuance costs was \$42,361 and \$34,431 for the years ended June 30, 2010 and 2009, respectively.

NET ASSETS

Net assets represent the difference between assets and liabilities. The District's net assets are classified as follows:

(Continued on following page)

SISKIYOU JOINT COMMUNITY COLLEGE DISTRICT
NOTES TO THE FINANCIAL STATEMENTS
JUNE 30, 2010 AND 2009

NOTE 1 SUMMARY OF SIGNIFICANT ACCOUNTING POLICIES
(Continued)

NET ASSETS (Continued)

- *Invested in capital assets, net of related debt* – This represents the District's total investment in capital assets, net of outstanding debt obligations related to those capital assets. To the extent debt has been incurred but not yet expended for capital assets, such amounts are not included as a component invested in capital assets, net of related debt.
- *Restricted net assets-expendable* – Restricted expendable net assets represent resources which are legally or contractually obligated to be spent in accordance with restrictions imposed by external third parties.
- *Unrestricted net assets* – Unrestricted net assets represent resources derived from student tuition and fees, state apportionments, and sales and services of educational departments and auxiliary enterprises. These resources are used for transactions relating to the educational and general operations of the District, and may be used at the discretion of the governing board to meet current expenses for any purpose.

When an expense is incurred that can be paid using either restricted or unrestricted resources, the District's policy is to first apply the expense toward restricted resources, and then towards unrestricted resources.

CLASSIFICATION OF REVENUES

The District has classified its revenues as either operating or non-operating. Certain significant revenue streams relied upon for operations are recorded as non-operating revenues, as defined by GASB Statement No. 35, including state appropriations, local property taxes, and investment income.

Revenues are classified according to the following criteria:

- *Operating revenues* – Operating revenues include activities that have the characteristics of exchange transactions, such as (1) student tuition and fees, net of scholarship discounts and allowances, (2) sales and services of auxiliary enterprises, and (3) most federal, state and local grants and contracts and federal appropriations.

(Continued on following page)

SISKIYOU JOINT COMMUNITY COLLEGE DISTRICT
NOTES TO THE FINANCIAL STATEMENTS
JUNE 30, 2010 AND 2009

NOTE 1 SUMMARY OF SIGNIFICANT ACCOUNTING POLICIES
(Continued)

CLASSIFICATION OF REVENUES (Continued)

- Non-operating revenues – Non-operating revenues include activities that have the characteristics of nonexchange transactions, such as gifts and contributions, and other revenue sources described in GASB Statement No. 34, such as state appropriations and investment income.

SCHOLARSHIP DISCOUNTS AND ALLOWANCES

Student tuition and fee revenue are reported net of scholarship discounts and allowances in the statement of revenues, expenses and changes in net assets. Scholarship discounts and allowances represent the difference between stated charges for goods and services provided by the District and the amount that is paid by students and/or third parties making payments on the students' behalf.

Certain governmental grants, such as Pell grants, and other federal, state or nongovernmental programs, are recorded as operating revenues (grants) and operating expenses (payments to students) in the District's financial statements.

STATE APPORTIONMENTS

Certain current year apportionments from the State are based on various financial and statistical information of the previous year as well as State budgets and other factors outside the District's control. In February, subsequent to the year end, the State performs a recalculation based on actual financial and statistical information for the year just completed. The District's policy is to estimate the recalculation correction to apportionment, if any, based on factors they can reasonably determine such as local property tax revenue received and changes in FTES. Any additional corrections determined by the State are recorded in the year computed by the State.

ESTIMATES

The preparation of financial statements in conformity with accounting principles generally accepted in the United States of America requires management to make estimates and assumptions that affect the amounts reported in the basic financial statements and accompanying notes. Actual results may differ from those estimates.

(Continued on following page)

SISKIYOU JOINT COMMUNITY COLLEGE DISTRICT
NOTES TO THE FINANCIAL STATEMENTS
JUNE 30, 2010 AND 2009

NOTE 1 SUMMARY OF SIGNIFICANT ACCOUNTING POLICIES
(Continued)

PROPERTY TAXES

Secured property taxes attach as an enforceable lien on property as of January 1. Taxes are payable in two installments on November 1 and February 1 and become delinquent if paid after December 10 and April 10. Unsecured property taxes are payable in one installment on or before August 31. The County of Siskiyou (County) bills and collects the taxes for the District.

BUDGET AND BUDGETARY ACCOUNTING

By state law, the District's governing board must approve a tentative budget no later than July 1, and adopt a final budget no later than September 15 of each year. A hearing must be conducted for public comments prior to adoption. The District's governing board satisfied these requirements.

The budget is revised during the year to incorporate categorical funds that are awarded during the year and miscellaneous changes to the spending plans. The District's governing board approves revisions to the budget.

ON-BEHALF PAYMENTS

GASB Statement 24 requires that direct on-behalf payments for fringe benefits and salaries made by an entity to a third party recipient for the employees of another, legally separate entity be recognized as revenue and expenditures by the employer government. The State of California makes direct on-behalf payments for retirement benefits to the California State Teachers Retirement System (CalSTRS) on behalf of all Community College Districts in California. These payments are included in employee benefits expense and other non-operating revenues.

RECLASSIFICATIONS

Certain reclassifications have been made to prior year amounts to conform with current year presentation.

(Continued on following page)

SISKIYOU JOINT COMMUNITY COLLEGE DISTRICT
NOTES TO THE FINANCIAL STATEMENTS
JUNE 30, 2010 AND 2009

NOTE 1 SUMMARY OF SIGNIFICANT ACCOUNTING POLICIES
(Continued)

DISCRETELY PRESENTED COMPONENT UNIT – FOUNDATION

ORGANIZATION

The purpose of the Foundation is to accumulate funds to award scholarships to assist students while attending the District, and for designated projects. A substantial portion of the Foundation's revenue is from community donations.

BASIS OF ACCOUNTING

The accompanying financial statements have been prepared on the accrual basis of accounting.

BASIS OF PRESENTATION

Net assets and revenues, expenses, gains, and losses are classified based on the existence or absence of donor-imposed restrictions. Accordingly, net assets of the Foundation and changes therein are classified and reported as follows:

Unrestricted net assets – Net assets that are not subject to donor-imposed stipulations.

Temporarily restricted net assets – Net assets subject to donor-imposed stipulations that may or will be met, either by actions of the Foundation and/or the passage of time. When a restriction expires, temporarily restricted net assets are reclassified to unrestricted net assets and reported in the statement of activities as net assets released from restrictions.

Permanently restricted net assets – Net assets subject to donor-imposed stipulations that they be maintained permanently by the Foundation. Generally, the donors of these assets permit the Foundation to use all or part of the income earned on any related investments for general or specific purposes.

CASH AND CASH EQUIVALENTS

For purpose of the statement of cash flows, the Foundation considers all short-term securities purchased with a maturity of three months or less to be cash equivalents.

(Continued on following page)

SISKIYOU JOINT COMMUNITY COLLEGE DISTRICT
NOTES TO THE FINANCIAL STATEMENTS
JUNE 30, 2010 AND 2009

NOTE 1 SUMMARY OF SIGNIFICANT ACCOUNTING POLICIES
(Continued)

INVESTMENTS

Investments are recorded at fair value based on quoted market values. The art collection and gem investments held by the Foundation are carried at the appraised value at the time of donation as reduced for any permanent declines in market value.

ENDOWMENT INVESTMENT AND SPENDING POLICIES

The Foundation's endowment consists of approximately 40 individual funds established for a variety of purposes. Its endowment includes both donor-restricted funds and funds designated by the Board of Trustees to function as endowments. As required by generally accepted accounting principles, net assets associated with endowment funds, including funds designated by the Board of Trustees to function as endowments, are classified and reported based on the existence or absence of donor-imposed restrictions.

The Board of Trustees of the Foundation has interpreted the Uniform Prudent Management of Institutional Funds Act (UPMIFA) as requiring the preservation of the fair value of the original gift as of the gift date of the donor-restricted endowment funds absent explicit donor stipulations to the contrary. As a result of this interpretation, the Foundation classifies as permanently restricted net assets (a) the original value of gifts donated to the permanent endowment, (b) the original value of subsequent gifts to the permanent endowment, and (c) accumulations to the permanent endowment made in accordance with the direction of the applicable donor gift instrument at the time the accumulation is added to the fund. The remaining portion of the donor-restricted endowment fund that is not classified in permanently restricted net assets is classified as temporarily restricted net assets until those amounts are appropriated for expenditure by the Foundation in a manner consistent with the standard of prudence prescribed by UPMIFA. In accordance with UPMIFA, the Foundation considers the following factors in making a determination to appropriate or accumulate donor-restricted endowment funds: (1) the duration and preservation of the various funds, (2) the purposes of the donor-restricted endowment funds, (3) general economic conditions, (4) the possible effect of inflation and deflation, (5) the expected total return from income and the appreciation of investments, (6) other resources of the Foundation, and (7) the Foundation's investment policies.

(Continued on following page)

SISKIYOU JOINT COMMUNITY COLLEGE DISTRICT
NOTES TO THE FINANCIAL STATEMENTS
JUNE 30, 2010 AND 2009

NOTE 1 SUMMARY OF SIGNIFICANT ACCOUNTING POLICIES
(Continued)

ENDOWMENT INVESTMENT AND SPENDING POLICIES (Continued)

Investment Return Objectives, Risk Parameters and Strategies – The Foundation has adopted investment and spending policies, approved by the Board of Trustees, for endowment assets that attempt to provide a predictable stream of funding to programs supported by its endowment funds while also maintaining the purchasing power of those endowment assets over the long-term. Accordingly, the investment process seeks to achieve an after-cost total real rate of return, including investment income as well as capital appreciation, which exceeds the annual distribution with acceptable levels of risk. Endowment assets are invested in a well diversified asset mix, which includes equity and debt securities, which is intended to result in a consistent inflation-protected rate of return that has sufficient liquidity to make an annual distribution of 5% of the Foundation's Scholarship Endowments, while growing the funds, if possible. Therefore, the Foundation expects its endowment assets, over time, to produce an average rate of return of 8% annually. Actual returns in any given year may vary from this amount. Investment risk is measured in terms of the total endowment fund; investment assets and allocation between asset classes and strategies are managed to not expose the fund to unacceptable levels of risk.

Spending Policy – The Foundation has a policy of appropriating for distribution each year 5% of its endowment fund's fair market value as of the calendar year-end proceeding the fiscal year in which the distribution is planned. In establishing this policy, the Foundation considered the long-term expected return on its investment assets, the nature and duration of the individual endowment funds, and the possible effects of inflation. The Foundation expects the current spending policy to allow its endowment funds to grow at a nominal annual rate, which is consistent with the Foundation's objective to maintain the purchasing power of the endowment assets as well as to provide additional real growth through investment return.

CONTRIBUTIONS

Contributions, including unconditional promises to give, are recorded when made. All contributions are available for unrestricted use unless specifically restricted by the donor. Conditional promises to give are recognized when the conditions on which they depend are substantially met. Unconditional promises to give due in the next year are recorded at their net realizable value. Unconditional promises to give due in subsequent years are reported at their net realizable value, using risk-free interest rates applicable to the years in which the promises are to be received.

(Continued on following page)

SISKIYOU JOINT COMMUNITY COLLEGE DISTRICT
NOTES TO THE FINANCIAL STATEMENTS
JUNE 30, 2010 AND 2009

NOTE 1 SUMMARY OF SIGNIFICANT ACCOUNTING POLICIES
(Continued)

RECOGNITION OF DONOR-RESTRICTED CONTRIBUTIONS

Donor-restricted support is reported as an increase in temporarily or permanently restricted net assets depending on the nature of the restriction. When a restriction expires, temporarily restricted net assets are reclassified to unrestricted net assets.

However, contributions that are restricted by the donor are reported as increases in unrestricted net assets if the restrictions expire (that is, when a stipulated time restriction ends or purpose restriction is accomplished) in the reporting period in which the revenue is recognized.

DONATED SERVICES

Donated services are recognized as contributions in accordance with FASB ASC Subtopic 958-605, *Not-for-Profit Entities – Revenue Recognition*, if the services (a) create or enhance nonfinancial assets or (b) require specialized skills, are performed by people with those skills, and would otherwise be purchased by the Foundation.

The Foundation receives donated administrative services from the District. The value of these services were estimated at \$101,127 and \$98,540 for the years ended June 30, 2010 and 2009, respectively.

Volunteers also provided their time and performed a variety of tasks that assisted the Foundation with the Thrift Shop and other program services. These services did not meet the above requirement for recognition in these financial statements and accordingly, have not been valued or recorded.

INCOME TAXES

The Foundation operates under Section 501(c)(3) of the Internal Revenue Code and 23701(d) of the California Revenue and Taxation Code and is exempt from federal and state income taxes. Accordingly, no provision for income taxes is included in the financial statements. In addition, the Foundation qualifies for the charitable contribution deduction under Section 170(b)(1)(A) and has been classified as an organization that is not a private foundation under Section 509(a)(2).

(Continued on following page)

SISKIYOU JOINT COMMUNITY COLLEGE DISTRICT
 NOTES TO THE FINANCIAL STATEMENTS
 JUNE 30, 2010 AND 2009

NOTE 2 CASH AND INVESTMENTS

The cash and investments as of June 30, 2010 and 2009, are displayed on the statement of net assets as follows:

	June 30,	
	2010	2009
District:		
Cash and cash equivalents	\$ 783,954	\$ 253,450
Restricted cash – current	2,074,524	3,048,966
Restricted cash – non-current	259,982	1,270,092
Total cash and cash equivalents	\$ 3,118,460	\$ 4,572,508
Investments	\$ 199,112	\$ 197,349
Foundation:		
Cash and cash equivalents	\$ 261,799	\$ 161,179
Investments	1,864,175	1,546,201
Total cash and investments	\$ 2,125,974	\$ 1,707,380

Deposits – At June 30, 2010 and 2009, the carrying amount of the District's and Foundation's deposits are summarized as follows:

	June 30,	
	2010	2009
District:		
Cash in County Treasury	\$ 2,376,289	\$ 3,923,846
Cash in banks	739,281	645,772
Cash on hand	2,890	2,890
Total deposits	\$ 3,118,460	\$ 4,572,508
Foundation:		
Cash in County Treasury	\$ 261,599	\$ 160,979
Cash on hand	200	200
Total deposits	\$ 261,799	\$ 161,179

(Continued on following page)

SISKIYOU JOINT COMMUNITY COLLEGE DISTRICT
NOTES TO THE FINANCIAL STATEMENTS
JUNE 30, 2010 AND 2009

NOTE 2 CASH AND INVESTMENTS
(Continued)

As provided for by *Education Code*, Section 41001, a significant portion of the District's cash balances of most funds is deposited with the County Treasurer for the purpose of increasing interest earned through County investment activities. The County Treasury's Pooled Money Investment account's weighted average maturities was 1.26 and 1.87 years at June 30, 2010 and 2009, respectively.

As of the date of these financial statements, the County of Siskiyou's 2010 audited financial statements were not yet available. Copies of the County's audited financial statements can be obtained from the Siskiyou County Auditor-Controller's Office, 311 4th Street, Yreka, California 96097.

The pooled treasury has regulatory oversight from the Siskiyou County Treasury Oversight Committee in accordance with *California Government Code* requirements.

The *California Government Code* requires California banks and savings and loan associations to secure the District's deposits by pledging government securities as collateral. The market value of pledged securities must equal 110 percent of an entity's deposits. California law also allows financial institutions to secure an entity's deposits by pledging first trust deed mortgage notes having a value of 150 percent of an entity's total deposits.

All cash held by financial institutions is collateralized by securities that are held by the broker or dealer, or by its trust department or agent, but not in the District's name. In addition, \$250,000 of the bank balances (per institution) at June 30, 2010 and 2009, are insured.

Investments – Under provision of the District's investment policy, and in accordance with Sections 53601 and 53602 of the *California Government Code*, the District may invest in the following types of investments:

- State of California issues
- Local Agency Investment Fund (state pool) deposits
- County Treasurer
- U.S. Treasury Bonds with less than a five-year maturity
- Time Certificates of Deposit limited to \$100,000 per financial institution (Institution must be insured by FSLIC and/or FDIC, licensed by the State of California and/or the Federal Government, and located within the State of California)

(Continued on following page)

SISKIYOU JOINT COMMUNITY COLLEGE DISTRICT
 NOTES TO THE FINANCIAL STATEMENTS
 JUNE 30, 2010 AND 2009

NOTE 2 CASH AND INVESTMENTS
 (Continued)

The investment policy of the Foundation allows for investment in a variety of mutual funds and debt securities. As it relates to the gem and art collection, the Foundation intends to retain these as investments and sell the items on an as-needed basis.

As of June 30, 2010 and 2009, the investments consist of:

	June 30,	
	2010	2009
District:		
Investment in LAIF	\$ <u>199,112</u>	\$ <u>197,349</u>
Foundation:		
Mutual funds and debt securities	\$ 1,498,090	\$ 1,180,116
Art and gems	<u>366,085</u>	<u>366,085</u>
Total investments	\$ <u>1,864,175</u>	\$ <u>1,546,201</u>

The District invests funds in the State Treasurer's Pooled Money Investment Account (PMIA) through the Local Agency Investment Fund (LAIF), a voluntary program created by statute in 1977. The PMIA has regulatory oversight from the Pooled Money Investment Board and an in-house Investment Committee. The Local Agency Investment Advisory Board has oversight of LAIF. The fair value of the District's position in the pool is materially equivalent to the value of pool shares.

In accordance with authorized investment laws, the State Treasurer's Investment Pool (LAIF) invests in various structured notes and mortgage-backed securities, such as collateralized mortgage obligations. As of June 30, 2010 and 2009, 5.42% and 14.71%, respectively, of LAIF's investment portfolio was invested in structured notes and other asset-backed securities. (Copies can be obtained from the Local Agency Investment Fund, P.O. Box 942809, Sacramento, CA 94209.) PMIA's weighted average maturities was 235.59 days and 223.17 days at June 30, 2010 and 2009, respectively.

(Continued on following page)

SISKIYOU JOINT COMMUNITY COLLEGE DISTRICT
NOTES TO THE FINANCIAL STATEMENTS
JUNE 30, 2010 AND 2009

NOTE 2 CASH AND INVESTMENTS
(Continued)

Risk Information – Interest rate risk is the risk that changes in interest rates will adversely affect the fair value of an investment. Generally, the longer the maturity of an investment, the greater the sensitivity its fair value is to changes in market interest rates. California Government Code Section 53601 limits the District's investments to maturities of five years. The District's investment policy is to hold investments to call or maturity to further mitigate interest rate risk.

Credit risk is the risk that an issuer or other counterparty to an investment will not fulfill its obligation to the holder of the investment. This is measured by ratings assigned by nationally-recognized organizations. The District's investment policy addresses credit risk by limiting its investment types as noted above to investments authorized by California Government Code. The District's investment in the county investment pool is unrated.

Concentration risk is defined as positions of 5% or more in the securities of a single issuer. The District and Foundation's investment policies allows investments in single issuer greater than 5%.

Custodial credit risk is the risk that, in the event of the failure of the counterparty (e.g., financial institution, broker-dealer) to a transaction, a government will not be able to recover the value of its cash and investments or collateral securities that are in the possession of another party. For deposits, the *California Government Code* requires California banks and savings and loan associations to secure the District's deposits by pledging government securities as collateral. The market value of pledged securities must equal 110 percent of an entity's deposits. California law also allows financial institutions to secure an entity's deposits by pledging first trust deed mortgage notes having a value of 150 percent of an entity's total deposits. For investments, the District and Foundation do not have policies to address this risk.

(Continued on following page)

SISKIYOU JOINT COMMUNITY COLLEGE DISTRICT
 NOTES TO THE FINANCIAL STATEMENTS
 JUNE 30, 2010 AND 2009

NOTE 3 ACCOUNTS RECEIVABLE

Accounts receivable at June 30, 2010 and 2009, consist of the following:

	June 30,	
	2010	2009
District:		
Tuition and fees	\$ 609,023	\$ 460,140
Less allowance for doubtful accounts	130,767	72,947
Tuition and fees, net	478,256	387,193
Federal grants and contracts	378,503	203,022
State grants and contracts	218,332	233,770
Local grants and contracts	24,620	30,275
Auxiliary enterprise sales and charges	88,262	102,967
State taxes and other revenues	176,585	256,573
State apportionment	2,340,254	2,172,767
Investment income, non-capital	19,382	49,943
Total	\$ 3,724,194	\$ 3,436,510
Foundation:		
Investment income, non-capital	\$ 832	\$ 1,531
Total	\$ 832	\$ 1,531

(Continued on following page)

SISKIYOU JOINT COMMUNITY COLLEGE DISTRICT
NOTES TO THE FINANCIAL STATEMENTS
JUNE 30, 2010 AND 2009

NOTE 4 CAPITAL ASSETS

Capital asset activity for the year ended June 30, 2010, is summarized as follows:

	<u>Beginning Balance</u>	<u>Additions</u>	<u>Deletions</u>	<u>Transfers</u>	<u>Ending Balance</u>
Nondepreciable assets:					
Land	\$ 199,350	\$ -	\$ -	\$ -	\$ 199,350
Construction in progress	<u>10,353,938</u>	<u>541,979</u>	<u>-</u>	<u>(9,152,411)</u>	<u>1,743,506</u>
Total nondepreciable assets	\$ <u>10,553,288</u>	\$ <u>541,979</u>	\$ <u>-</u>	\$ <u>(9,152,411)</u>	\$ <u>1,942,856</u>
Depreciable capital assets:					
Land improvements	\$ 8,812,393	\$ 569,472	\$ -	\$ 228,834	\$ 9,610,699
Buildings	16,310,281	611,438	-	8,923,577	25,845,296
Vehicles	214,631	-	-	6,000	220,631
Equipment	<u>2,007,185</u>	<u>118,991</u>	<u>-</u>	<u>(6,000)</u>	<u>2,120,176</u>
	<u>27,344,490</u>	<u>1,299,901</u>	<u>-</u>	<u>9,152,411</u>	<u>37,796,802</u>
Less accumulated depreciation:					
Land improvements	1,395,796	425,288	-	134,071	1,955,155
Buildings	4,881,330	515,667	-	(134,071)	5,262,926
Vehicles	193,454	15,962	-	600	210,016
Equipment	<u>1,007,452</u>	<u>223,127</u>	<u>-</u>	<u>(600)</u>	<u>1,229,979</u>
	<u>7,478,032</u>	<u>1,180,044</u>	<u>-</u>	<u>-</u>	<u>8,658,076</u>
Total depreciable assets, net	\$ <u>19,866,458</u>	\$ <u>119,857</u>	\$ <u>-</u>	\$ <u>9,152,411</u>	\$ <u>29,138,726</u>

(Continued on following page)

SISKIYOU JOINT COMMUNITY COLLEGE DISTRICT
NOTES TO THE FINANCIAL STATEMENTS
JUNE 30, 2010 AND 2009

NOTE 4 CAPITAL ASSETS
(Continued)

Capital asset activity for the year ended June 30, 2009, is summarized as follows:

	<u>Beginning Balance</u>	<u>Additions</u>	<u>Deletions</u>	<u>Transfers</u>	<u>Ending Balance</u>
Nondepreciable assets:					
Land	\$ 199,350	\$ -	\$ -	\$ -	\$ 199,350
Construction in progress	<u>3,936,457</u>	<u>8,659,060</u>	<u>-</u>	<u>(2,241,579)</u>	<u>10,353,938</u>
Total nondepreciable assets	\$ <u>4,135,807</u>	\$ <u>8,659,060</u>	\$ <u>-</u>	\$ <u>(2,241,579)</u>	\$ <u>10,553,288</u>
Depreciable capital assets:					
Land improvements	\$ 6,750,539	\$ 1,350,594	\$ -	\$ 711,260	\$ 8,812,393
Buildings	11,000,876	3,794,486	-	1,514,919	16,310,281
Vehicles	214,631	-	-	-	214,631
Equipment	<u>1,741,361</u>	<u>250,424</u>	<u>-</u>	<u>15,400</u>	<u>2,007,185</u>
	<u>19,707,407</u>	<u>5,395,504</u>	<u>-</u>	<u>2,241,579</u>	<u>27,344,490</u>
Less accumulated depreciation:					
Land improvements	1,113,583	287,917	-	(5,704)	1,395,796
Buildings	4,553,930	327,400	-	-	4,881,330
Vehicles	185,695	7,759	-	-	193,454
Equipment	<u>745,200</u>	<u>256,548</u>	<u>-</u>	<u>5,704</u>	<u>1,007,452</u>
	<u>6,598,408</u>	<u>879,624</u>	<u>-</u>	<u>-</u>	<u>7,478,032</u>
Total depreciable assets, net	\$ <u>13,108,999</u>	\$ <u>4,515,880</u>	\$ <u>-</u>	\$ <u>2,241,579</u>	\$ <u>19,866,458</u>

Included within equipment above is equipment under capital lease with a cost of \$52,854 and accumulated depreciation of \$27,748 as of June 30, 2009.

(Continued on following page)

SISKIYOU JOINT COMMUNITY COLLEGE DISTRICT
 NOTES TO THE FINANCIAL STATEMENTS
 JUNE 30, 2010 AND 2009

NOTE 5 ACCOUNTS PAYABLE

Accounts payable at June 30, 2010 and 2009, consist of the following:

	June 30,	
	2010	2009
District:		
Accrued payroll and related liabilities	\$ 604,921	\$ 915,100
Construction payables	224,632	1,204,546
Interest payable	358,821	362,084
Other	592,100	719,738
Total	\$ 1,780,474	\$ 3,201,468
Foundation:		
Other	\$ 13,158	\$ 7,009
Total	\$ 13,158	\$ 7,009

NOTE 6 SHORT-TERM DEBT

The District participated in the California Community College Financing Authority 2009 and 2008 Tax and Revenue Anticipation Bond program, depositing the proceeds (to the extent of participation) in its general fund. Short-term debt is necessary for the District to maintain proper working cash levels.

Short-term debt activity for the year ended June 30, 2010 was as follows:

	June 30, 2009	Drawn	Repaid	June 30, 2010
	Balance			Balance
Participation in California Community College Financing Authority 2009 Tax and Revenue Anticipation Bonds	\$ _____ -	\$ <u>1,085,000</u>	\$ <u>1,085,000</u>	\$ _____ -

Short-term debt activity for the year ended June 30, 2009 was as follows:

	June 30, 2008	Drawn	Repaid	June 30, 2009
	Balance			Balance
Participation in California Community College Financing Authority 2008 Tax and Revenue Anticipation Bonds	\$ _____ -	\$ <u>1,020,000</u>	\$ <u>1,020,000</u>	\$ _____ -

(Continued on following page)

SISKIYOU JOINT COMMUNITY COLLEGE DISTRICT
NOTES TO THE FINANCIAL STATEMENTS
JUNE 30, 2010 AND 2009

NOTE 7 LONG-TERM LIABILITIES

The following is a summary of changes in long-term liabilities for the year ended June 30, 2010:

	<u>Beginning Balance</u>	<u>Accretions/ Additions</u>	<u>Reductions</u>	<u>Ending Balance</u>
Long-term Debt:				
General obligation bonds (Dorm Revenue)	\$ 101,000	\$ -	\$ 10,000	\$ 91,000
General obligation bonds (Measure A – Series A)		15,383,953	38,399	55,000
15,367,352				
General obligation bonds (Measure A – Series B and C)	11,134,716	195,478	20,000	11,310,194
Bond anticipation note	<u>-</u>	<u>1,089,850</u>	<u>-</u>	<u>1,089,850</u>
Total	\$ <u>26,619,669</u>	\$ <u>1,323,727</u>	\$ <u>85,000</u>	\$ <u>27,858,396</u>
Other Long-term Liabilities:				
Compensated absences	\$ 323,093	\$ 358,676	\$ 352,813	\$ 328,956
Other postemployment benefits obligation	<u>465,125</u>	<u>279,535</u>	<u>-</u>	<u>744,660</u>
Total	\$ <u>788,218</u>	\$ <u>638,211</u>	\$ <u>352,813</u>	\$ <u>1,073,616</u>

The following is a summary of changes in long-term liabilities for the year ended June 30, 2009:

	<u>Beginning Balance</u>	<u>Accretions/ Additions</u>	<u>Reductions</u>	<u>Ending Balance</u>
Long-term Debt:				
General obligation bonds (Dorm Revenue)	\$ 111,000	\$ -	\$ 10,000	\$ 101,000
General obligation bonds (Measure A – Series A)		15,537,073	31,880	185,000
15,383,953				
General obligation bonds (Measure A – Series B and C)	10,786,867	347,849	-	11,134,716
Capital lease	<u>9,568</u>	<u>-</u>	<u>9,568</u>	<u>-</u>
Total	\$ <u>26,444,508</u>	\$ <u>379,729</u>	\$ <u>204,568</u>	\$ <u>26,619,669</u>
Other Long-term Liabilities:				
Compensated absences	\$ 339,383	\$ 376,800	\$ 393,090	\$ 323,093
Other postemployment benefits obligation	<u>-</u>	<u>465,125</u>	<u>-</u>	<u>465,125</u>
Total	\$ <u>339,383</u>	\$ <u>841,925</u>	\$ <u>393,090</u>	\$ <u>788,218</u>

(Continued on following page)

SISKIYOU JOINT COMMUNITY COLLEGE DISTRICT
 NOTES TO THE FINANCIAL STATEMENTS
 JUNE 30, 2010 AND 2009

NOTE 7 LONG-TERM LIABILITIES
 (Continued)

	June 30,	
	2010	2009
<u>General Obligation Bonds</u>		
<p>The Dormitory Revenue Bonds were issued in 1968 in the amount of \$336,000 for the construction of a two-story dormitory. The bonds are secured by a first lien on and pledge of the net revenues to be derived from the operation and ownership of the Juniper and Ponderosa dormitories. The bonds mature through 2018 and accrue interest at 3%.</p>	\$ 91,000	\$ 101,000
<p>2005 General Obligation Bonds, Series A, were issued in May 2006 in the original amount of \$14,997,976, and include both current interest bonds and capital appreciation bonds. The bonds are for the purpose of financing the acquisition, construction, modernization and renovation of the District facilities. The bonds are payable solely from the proceeds of ad valorem taxes. Final maturity of all bonds is 2030. The interest rate ranges from 4% to 5%.</p>	14,958,695	14,955,680
<p>2005 General Obligation Bonds, Series B and C, were issued in April 2008 in the original amount of \$9,998,688, and include both current interest bonds and capital appreciation bonds. The bonds are for the purpose of financing the acquisition, construction, modernization and renovation of the District facilities. The bonds are payable solely from the proceeds of ad valorem taxes. Final maturity of all bonds is 2047. The interest rate ranges from 3% to 6%.</p>	10,674,934	10,481,179

(Continued on following page)

SISKIYOU JOINT COMMUNITY COLLEGE DISTRICT
 NOTES TO THE FINANCIAL STATEMENTS
 JUNE 30, 2010 AND 2009

NOTE 7 LONG-TERM LIABILITIES
 (Continued)

	June 30,	
	2010	2009
<u>General Obligation Bonds</u> (Continued)		
2010 General Obligation Bond Anticipation Notes were issued in February 2010 in the original amount of \$998,755. The notes were issued to fund bond project expenditures which were to be paid with General Obligation Bonds Series D. These notes will be repaid with the proceeds of General Obligation Bonds Series D in 2013. The note is payable in full in 2013.	1,020,299	-
Total long-term debt	26,744,928	25,537,859
Premium on 2005 General Obligation Bonds (Series A)	408,657	428,273
Premium on 2005 General Obligation Bonds (Series B and C)	635,260	653,537
Premium on 2010 General Obligation Bond Anticipation Notes	69,551	-
Net long-term debt	27,858,396	26,619,669
Less current portion	175,000	85,000
Total long-term debt, noncurrent portion	\$ 27,683,396	\$ 26,534,669

Accretion

The 2005 General Obligation Bonds (Series A, B and C) and the bond anticipation note have been increased to include accretion of the capital appreciation bonds. Annual accretion is recognized as interest expense in the statement of activities.

(Continued on following page)

SISKIYOU JOINT COMMUNITY COLLEGE DISTRICT
 NOTES TO THE FINANCIAL STATEMENTS
 JUNE 30, 2010 AND 2009

NOTE 7 LONG-TERM LIABILITIES
 (Continued)

The annual debt service requirements to maturity on the long-term debt issues are as follows:

Year Ended June 30,	Bonds and Notes Payable			Bond Premium	Total
	Principal	Interest	Total		
2011	\$ 175,000	\$ 872,486	\$ 1,047,486	\$ 58,249	\$ 1,105,735
2012	221,000	865,011	1,086,011	58,249	1,144,260
2013	266,000	856,181	1,122,181	58,249	1,180,430
2014	1,309,755	1,071,696	2,381,451	46,375	2,427,826
2015	194,802	1,004,219	1,199,021	37,894	1,236,915
2016 – 2020	2,076,174	4,504,548	6,580,722	189,464	6,770,186
2021 – 2025	4,335,000	3,348,314	7,683,314	189,464	7,872,778
2026 – 2030	6,985,000	2,036,639	9,021,639	189,465	9,211,104
2031 – 2035	2,996,637	7,801,604	10,798,241	84,896	10,883,137
2036 – 2040	4,274,648	8,513,102	12,787,750	73,150	12,860,900
2041 – 2045	1,949,535	13,235,465	15,185,000	73,150	15,258,150
2046 – 2050	<u>1,042,868</u>	<u>9,367,132</u>	<u>10,410,000</u>	<u>54,863</u>	<u>10,464,863</u>
Total	\$ <u>25,826,419</u>	\$ <u>53,476,397</u>	79,302,816	1,113,468	80,416,284
Less interest (excluding accretion of \$918,509)			<u>52,557,888</u>	-	<u>52,557,888</u>
Net principal			\$ <u>26,744,928</u>	\$ <u>1,113,468</u>	\$ <u>27,858,396</u>

OTHER POSTEMPLOYMENT BENEFITS (OPEB) OBLIGATION

The District's actuarially determined annual required contributions for each of the years ended June 30, 2010 and 2009, was \$712,575, and contributions made by the District during the years ended June 30, 2010 and 2009 were \$456,296 and \$247,450, respectively. This resulted in a net OPEB obligation of \$744,660 and \$465,125 at June 30, 2010 and 2009, respectively. See Note 11 for additional information regarding the OPEB obligation and the postemployment benefit plan.

NOTE 8 PENSION PLANS

Qualified employees are covered under cost-sharing multiple-employer defined benefit pension plans maintained by agencies of the State of California. Certificated employees are members of the State Teachers' Retirement System, and classified employees are members of the Public Employees' Retirement System.

(Continued on following page)

SISKIYOU JOINT COMMUNITY COLLEGE DISTRICT
NOTES TO THE FINANCIAL STATEMENTS
JUNE 30, 2010 AND 2009

NOTE 8 PENSION PLANS
(Continued)

A. Plan Descriptions and Provisions

1. *State Teachers' Retirement System (STRS)*

All certificated employees and those employees meeting minimum standards adopted by the Board of Governors of the California Community Colleges and employed 50 percent or more in a full-time equivalent position participate in the Defined Benefit Plan (DB Plan). Part-time educators hired under a contract of less than 50 percent or on an hourly or daily basis without contract may elect membership in the Cash Balance Benefit Program (CB Benefit Program). Since January 1, 1999, both of these plans have been part of the State Teachers' Retirement Plan (STRP), a cost-sharing, multiple-employer contributory public employee retirement system. The State Teachers' Retirement Law (Part 13 of the *California Education Code*, Section 22000 et seq.) established benefit provisions for STRS. Copies of the STRS annual financial report may be obtained from the STRS Executive Office, 7667 Folsom Boulevard, Sacramento, California 95851.

The STRP, a defined benefit pension plan, provides retirement, disability, and death benefits, and depending on which component of the STRP the employee is in, post-retirement cost-of-living adjustments may also be offered. Employees in the DB Plan attaining the age of 60 with five years of credited California service (service) are eligible for "normal" retirement and are entitled to a monthly benefit of two percent of their final compensation for each year of service. Final compensation is generally defined as the average salary earnable for the highest three consecutive years of service. The plan permits early retirement options at age 55 or as early as age 50 with at least 30 years of service. While early retirement can reduce the 2 percent age factor used at age 60, service of 30 or more years will increase the percentage age factor to be applied.

Disability benefits are generally the maximum of 50 percent of final compensation for most applicants. Eligible dependent children can increase this benefit up to a maximum of 90 percent of final compensation. After five years of credited service, members become 100 percent vested in retirement benefits earned to date. If a member's employment is terminated, the accumulated member contributions are refundable.

(Continued on following page)

SISKIYOU JOINT COMMUNITY COLLEGE DISTRICT
NOTES TO THE FINANCIAL STATEMENTS
JUNE 30, 2010 AND 2009

NOTE 8 PENSION PLANS
(Continued)

A. Plan Descriptions and Provisions (Continued)

1. *State Teachers' Retirement System (STRS)* (Continued)

The features of the CB Benefit Program include immediate vesting, variable contribution rates that can be bargained, guaranteed interest rates, and flexible retirement options. Participation in the CB benefit plan is optional; however, if the employee selects the CB benefit plan and their basis of employment changes to half time or more, the member will automatically become a member of the DB Plan.

At June 30, 2010 and 2009, the District employed 101 and 108 certificated employees with a total annual payroll of \$5,717,816 and \$5,763,987, respectively.

2. *California Public Employees' Retirement System (CalPERS)*

All full-time classified employees participate in the CalPERS, an agent multiple-employer contributory public employee retirement system that acts as a common investment and administrative agent for participating public entities within the State of California. The Siskiyou Joint Community College District is part of a "cost-sharing" pool within CalPERS. Employees are eligible for retirement as early as age 50 with five years of service. At age 55, the employee is entitled to a monthly benefit of 2.0 percent of final compensation for each year of service credit.

Retirement compensation is reduced if the plan is coordinated with Social Security. Retirement after age 55 will increase the percentage rate to a maximum of 2.5 percent at age 63 with an increased rate. The plan also provides death and disability benefits. Retirement benefits fully vest after five years of credited service. Upon separation from the Fund, members' accumulated contributions are refundable with interest credited through the date of separation.

The Public Employees' Retirement Law (Part 3 of the *California Government Code*, Section 20000 et seq.) establishes benefit provisions for CalPERS. CalPERS issues a separate comprehensive annual financial report that includes financial statements and required supplementary information. Copies of the CalPERS annual financial report may be obtained from the CalPERS Executive Office, 400 P Street, Sacramento, California 95814.

(Continued on following page)

SISKIYOU JOINT COMMUNITY COLLEGE DISTRICT
 NOTES TO THE FINANCIAL STATEMENTS
 JUNE 30, 2010 AND 2009

NOTE 8 PENSION PLANS
 (Continued)

B. Funding Policy

STRS: Active plan members are required to contribute 8.0% of their gross salary and the District is required to contribute an actuarially determined rate. The actuarial methods and assumptions used for determining the rate are those adopted by the STRS Board based upon recommendations made by the consulting actuary. The required employer contribution rate for the fiscal years ended June 30, 2010 and 2009, was 8.25% of annual payroll. The contribution requirements of the plan members are established by State statutes.

CalPERS: Active plan members are required to contribute 7.0% of their salary (7.0% of monthly salary over \$133.33 if the member participates in Social Security) and the District is required to contribute an actuarially determined rate. The actuarial methods and assumptions used for determining the rate are those adopted by the CalPERS Board of Administration. The required employer contribution rate for the fiscal years ended June 30, 2010 and 2009, was 9.709% and 9.428% of annual payroll. The contribution requirements of the plan members are established by State statutes.

The District's required contributions for the last three years are as follows:

	Year Ended June 30,		
	2008	2009	2010
STRS	\$ 472,233	\$ 475,529	\$ 471,720
PERS	378,371	385,401	387,351
Total	\$ 850,604	\$ 860,930	\$ 859,071

All contributions were made in accordance with actuarially determined requirements and equal 100% of the required contribution for each year.

C. On-Behalf Payments

The State of California makes contributions to CalSTRS on behalf of the District equaling approximately 4.517% of covered members' gross salaries. The contribution for the years ending June 30, 2010 and 2009 are estimated to have been \$258,555 and \$242,119, respectively. The payment amounts have been reflected in the basic financial statements as a component of employee benefit expense and nonoperating revenues.

(Continued on following page)

SISKIYOU JOINT COMMUNITY COLLEGE DISTRICT
NOTES TO THE FINANCIAL STATEMENTS
JUNE 30, 2010 AND 2009

NOTE 8 PENSION PLANS
(Continued)

C. On-Behalf Payments (Continued)

A contribution to CalPERS was not required for the years ended June 30, 2010 and 2009.

NOTE 9 STATE AND FEDERAL ALLOWANCES, AWARDS, AND GRANTS

The District has received state and federal funds for specific purposes that are subject to review and audit by the grantor agencies. Although such audits could generate expenditure disallowance under terms of the grants, management believes that any required reimbursements will not be material.

NOTE 10 RISK MANAGEMENT

The District is a member of the Northern California Community Colleges Self Insurance Authority (Authority). The Authority is a member of the State Wide Association of Community Colleges Joint Powers Authority (SWACC). The Authority provides for a risk-sharing plan whereby the member districts share in the claims costs as well as the administrative costs of providing property and liability coverages. Financial statements are available from each Authority upon request.

Coverage includes property, liability and workers' compensation insurance. Liability losses in excess of the District's \$1,000 retention amount are covered through the SWACC up to \$25,000,000 per occurrence. In November 2009, the District dropped its independent membership in the Schools Excess Liability Fund (SELF) in order to obtain seamless liability coverage through the SWACC. Property losses in excess of the District's \$1,000 retention amount are covered up to the District's total insurable values. Workers' compensation losses are fully insured. There has been no significant reduction in any of the insurance coverages from prior year. Settled claims resulting from these programs have not exceeded insurance coverage in each of the past three fiscal years.

The District has a self-insured health insurance plan which covers all eligible employees. Annual expenses in excess of the District's self-insured retention of \$75,000 per employee up to \$1,925,000 per employee are covered by excess insurance through a stop loss carrier.

(Continued on following page)

SISKIYOU JOINT COMMUNITY COLLEGE DISTRICT
NOTES TO THE FINANCIAL STATEMENTS
JUNE 30, 2010 AND 2009

NOTE 11 OTHER POSTEMPLOYMENT BENEFITS (OPEB)

The District provides postemployment health care benefits for retired employees in accordance with negotiated contracts with the various bargaining units of the District.

A. Plan Description

The Siskiyou Joint Community College District Post Retirement Health Benefits Plan (the Plan) is a single-employer OPEB plan administered by the District. Administrators, Academic and Administrative Support Management employees hired prior to July 1, 1992, Classified employees hired prior to December 1, 1992 and Board members elected between January 1, 1981 and January 1, 1995 may receive benefits from age 55 to age 65. The District pays 100% of the eligible retirees' medical plan premiums. Before receiving benefits Academic, Administrative Support Management and Classified employees must have ten years of service with the District. Board members must serve a minimum of 12 years with the District. All employees and board members with twenty or more years of service are eligible to receive District paid medical benefits from the date of retirement for the remainder of their lives.

As of June 30, 2010 and 2009, the District has 42 and 44 active full-time employees, respectively, who are eligible for post retirement health benefits and 60 and 57 retirees, respectively, who receive post retirement health benefits.

B. Funding Policy

The contribution requirements are established and may be amended by the District and the District's bargaining units. The required contribution is based on projected pay-as-you-go financing requirements with an additional amount to prefund benefits as determined annually. Additionally, the District has established an irrevocable trust (the "Trust") with Union Bank of California through the Retiree Health Benefit Program Joint Powers Authority to prefund a portion of the retiree health benefit costs. For the year ended June 30, 2010 and 2009, the District contributed \$456,296 and \$247,450, respectively, to the Plan.

(Continued on following page)

SISKIYOU JOINT COMMUNITY COLLEGE DISTRICT
NOTES TO THE FINANCIAL STATEMENTS
JUNE 30, 2010 AND 2009

NOTE 11 OTHER POSTEMPLOYMENT BENEFITS (OPEB)
(Continued)

C. Annual OPEB Costs and Net OPEB Obligation

The District's annual OPEB cost (expense) is calculated based on the annual required contribution of the employer (ARC), an amount actuarially determined in accordance with the GASB Statement No. 45. The ARC represents a level of funding that, if paid on an ongoing basis, is projected to cover normal cost each year and amortize any unfunded actuarial accrued liabilities (UAAL) or funding costs over a period of 30 years. The following table shows the components of the District's annual OPEB cost, the amount actually contributed to the Plan, and changes in the District's net OPEB obligation to the Plan for the years ended June 30, 2010 and 2009.

	<u>2010</u>	<u>2009</u>
Annual required contribution (ARC)	\$ 712,575	\$ 712,575
Interest on obligation from prior year	<u>23,256</u>	<u>-</u>
Annual OPEB cost for the year	735,831	712,575
Contributions made for the year	<u>(456,296)</u>	<u>(247,450)</u>
Increase in net OPEB obligation	279,535	465,125
Net OPEB obligation, beginning of the year	<u>465,125</u>	<u>-</u>
Net OPEB obligation, end of year	<u>\$ 744,660</u>	<u>\$ 465,125</u>

The annual OPEB cost, the percentage of annual OPEB cost contributed to the Plan, and the net OPEB obligation for fiscal years 2010 and 2009 is as follows:

	<u>2010</u>	<u>2009</u>
Annual OPEB cost	\$ 735,831	\$ 712,575
Percentage of annual OPEB costs contributed	62.01%	34.73%
Net OPEB obligation	\$ 744,660	\$ 465,125

(Continued on following page)

SISKIYOU JOINT COMMUNITY COLLEGE DISTRICT
 NOTES TO THE FINANCIAL STATEMENTS
 JUNE 30, 2010 AND 2009

NOTE 11 OTHER POSTEMPLOYMENT BENEFITS (OPEB)
 (Continued)

D. Funded Status Information

The District's funding status information is illustrated as follows:

Actuarial valuation date	February 5, 2010
Actuarial accrued liability (AAL)	\$ 8,791,862
Actuarial value of plan assets	\$ 892,196
Actuarial value of plan assets as percentage of AAL	10.15%
Unfunded AAL (UAAL)	\$ 7,899,666
Covered payroll (active employees)	\$ 2,076,882
UAAL as percentage of covered payroll	380.36%

During the year ended June 30 2009, the District set aside approximately \$1,052,325 in an external trust fund. The fair value of the trust fund was approximately \$954,209 and \$814,229 at June 30, 2010 and 2009, respectively.

E. Actuarial Methods and Assumptions

Actuarial valuation of an ongoing plan involves estimates of the value of reported amounts and assumptions about the probability of events far into the future. Examples include assumptions about future employment, mortality, and the healthcare cost trend. Amounts determined regarding the funded status of the plan and the annual required contributions of the employer are subject to continual revision as actual results are compared to past expectations and new estimates are made about the future.

Projections of benefits for financial reporting purposes are based on the substantive plan (the Plan as understood by the employer and the plan members) and includes the types of benefits provided at the time of each valuation and the historical pattern of sharing benefits costs between the employer and plan members to that point. The actuarial methods and assumptions used include techniques that are designed to reduce the effects of short-term volatility in actuarial accrued liabilities and the actuarial value of assets, consistent with the long-term perspective of the calculations.

(Continued on following page)

SISKIYOU JOINT COMMUNITY COLLEGE DISTRICT
 NOTES TO THE FINANCIAL STATEMENTS
 JUNE 30, 2010 AND 2009

NOTE 11 OTHER POST-EMPLOYMENT BENEFITS (OPEB)
 (Continued)

E. Actuarial Methods and Assumptions (Continued)

In the February 5, 2010 actuarial valuation, the entry-age normal cost method was used. The actuarial assumptions included a 5.0% discount rate based on the assumption that a substantial portion of the ARC is funded. A 3.0% price inflation and a 3.0% wage inflation assumptions were used as well as an annual cost trend rate of 4.0%. Unfunded actuarial accrued liabilities are amortized over a 30-year period using the flat dollar amount method. The actuarial value of assets was determined using a 20 year smoothing formula subject to a 20% corridor around market value.

NOTE 12 FUNCTIONAL EXPENSES

The functional expenses classifications for the year ended June 30, 2010 is as follows:

	<u>Salaries</u>	<u>Employee Benefits</u>	<u>Supplies Materials and Other Expenses and Services</u>	<u>Depreciation</u>	<u>Total</u>
Instructional activities	\$ 6,295,057	\$ 1,697,160	\$ 1,035,426	\$ -	\$ 9,027,643
Academic support	1,031,594	489,467	156,060	-	1,677,121
Student services	1,673,499	826,392	556,455	-	3,056,346
Plant operations and maintenance	392,226	306,714	256,597	-	955,537
Utilities	-	-	787,599	-	787,599
Instructional support	1,545,094	1,759,623	619,092	-	3,923,809
Services:					
Community services and economic development	180,392	52,385	22,774	-	255,551
Ancillary services and auxiliary operations	393,474	198,591	1,225,575	-	1,817,640
Physical property and related acquisitions	240,539	51,971	326,831	-	619,341
Student aid	-	-	5,142,254	-	5,142,254
Depreciation expense	-	-	-	<u>1,180,044</u>	<u>1,180,044</u>
Total	<u>\$ 11,751,875</u>	<u>\$ 5,382,303</u>	<u>\$ 10,128,663</u>	<u>\$ 1,180,044</u>	<u>\$ 28,442,885</u>

(Continued on following page)

SISKIYOU JOINT COMMUNITY COLLEGE DISTRICT
 NOTES TO THE FINANCIAL STATEMENTS
 JUNE 30, 2010 AND 2009

NOTE 12 FUNCTIONAL EXPENSES
 (Continued)

The functional expenses classifications for the year ended June 30, 2009 is as follows:

	<u>Salaries</u>	<u>Employee Benefits</u>	<u>Supplies Materials and Other Expenses and Services</u>	<u>Depreciation</u>	<u>Total</u>
Instructional activities	\$ 6,045,372	\$ 1,663,333	\$ 751,770	\$ -	\$ 8,460,475
Academic support	1,189,285	592,568	266,501	-	2,048,354
Student services	1,794,958	922,216	414,353	-	3,131,527
Plant operations and maintenance	398,034	334,042	295,533	-	1,027,609
Utilities	-	-	688,953	-	688,953
Instructional support	1,626,735	1,038,903	702,161	-	3,367,799
Services:					
Community services and economic development	176,231	48,371	34,596	-	259,198
Ancillary services and auxiliary operations	451,555	221,212	1,075,720	-	1,748,487
Physical property and related acquisitions	119,012	36,668	1,049,254	-	1,204,934
Student aid	-	-	3,735,583	-	3,735,583
Depreciation expense	<u>-</u>	<u>-</u>	<u>-</u>	<u>879,625</u>	<u>879,625</u>
Total	<u>\$ 11,801,182</u>	<u>\$ 4,857,313</u>	<u>\$ 9,014,424</u>	<u>\$ 879,625</u>	<u>\$ 26,552,544</u>

(Continued on following page)

SISKIYOU JOINT COMMUNITY COLLEGE DISTRICT
NOTES TO THE FINANCIAL STATEMENTS
JUNE 30, 2010 AND 2009

NOTE 13 COMMITMENTS

As of June 30, 2010, the District had unfinished construction contracts of \$56,714 relating to two campus scheduled maintenance projects.

As of June 30, 2010, the District had unfinished construction contracts of \$21,431 related to various Measure A Bond projects. The Science Building project is still in the planning and design stages and the contract on this project had not been awarded as of year end.

As of June 30, 2009, the District had no incomplete construction contracts relating to various campus scheduled maintenance projects.

As of June 30, 2009, the District had unfinished construction contracts of \$1,137,808 related to various Measure A Bond projects. The Science Building project is still in the planning and design stages and the contract on this project had not been awarded as of year end.

NOTE 14 BENEFICIAL INTEREST IN REMAINDER TRUSTS – FOUNDATION

Charitable remainder trusts provide for the payment of distributions to designated beneficiaries over the trusts' terms. At the end of the trusts' terms, the remaining assets are available for the beneficiaries' use, subject to donor-imposed restrictions. Assets held in charitable remainder trusts are reported at fair value in the Foundation's statement of financial position. Changes in fair value of charitable remainder trusts are reflected as changes in temporarily restricted net assets in the Foundation's statement of activities.

The Foundation has been named as the irrevocable remainder beneficiary of two charitable remainder trusts (the trusts are administered by a third party). At June 30, 2010, the present value of the future benefits was calculated using a discount rate of 3.2%, estimated rate of return of 3.2%, and applicable mortality tables. At June 30, 2009, the present value of future benefits was calculated using a discount rate of 2.8%, estimated rate of return of 2.8%, and applicable mortality tables.

Assets held in all charitable remainder trusts at June 30, 2010 and 2009, totaled \$327,377 and \$299,995, respectively, and are reported at fair value in the Foundation's statement of financial position.

(Continued on following page)

SISKIYOU JOINT COMMUNITY COLLEGE DISTRICT
 NOTES TO THE FINANCIAL STATEMENTS
 JUNE 30, 2010 AND 2009

NOTE 15 INVESTMENT INCOME – FOUNDATION

A summary of return on investments consists of the following for the years ended June 30, 2010 and 2009, respectively:

	2010	2009
Interest and dividends	\$ 55,999	\$ 61,235
Net realized and unrealized gain (loss)	<u>113,810</u>	<u>(285,599)</u>
Total investment income (loss)	<u>\$ 169,809</u>	<u>\$ (224,364)</u>

Such amounts are presented in the statement of activities as follows:

	2010	2009
Investment income (loss) – unrestricted	\$ 19,885	\$ (117,221)
Investment income (loss) – temporarily restricted	<u>149,924</u>	<u>(107,143)</u>
Total investment income (loss)	<u>\$ 169,809</u>	<u>\$ (224,364)</u>

NOTE 16 SPECIAL EVENTS – FOUNDATION

The following is a summary of special events:

	Year Ended June 30, 2010		
	Golf	Craft	Total
	Tournament	Fair	
Gross revenue	\$ 17,344	\$ 4,214	\$ 21,558
Expenses	<u>(8,063)</u>	<u>(850)</u>	<u>(8,913)</u>
	<u>\$ 9,281</u>	<u>\$ 3,364</u>	<u>\$ 12,645</u>

	Year Ended June 30, 2009		
	Golf	Craft	Total
	Tournament	Fair	
Gross revenue	\$ 26,705	\$ 4,270	\$ 30,975
Expenses	<u>(10,101)</u>	<u>(952)</u>	<u>(11,053)</u>
	<u>\$ 16,604</u>	<u>\$ 3,318</u>	<u>\$ 19,922</u>

(Continued on following page)

SISKIYOU JOINT COMMUNITY COLLEGE DISTRICT
 NOTES TO THE FINANCIAL STATEMENTS
 JUNE 30, 2010 AND 2009

NOTE 17 TEMPORARILY RESTRICTED NET ASSETS – FOUNDATION

Temporarily restricted net assets are available for the following purposes:

	2010	2009
Scholarships	\$ 262,668	\$ 193,156
Rural Health Sciences Training Institute	667,872	402,878
Beneficial interest in remainder trusts	327,377	299,995
Other programs	62,198	59,319
Total	\$ 1,320,115	\$ 955,348

NOTE 18 PERMANENTLY RESTRICTED NET ASSETS – FOUNDATION

Permanently restricted net assets are invested for the following purposes:

	2010	2009
Scholarships	\$ 484,386	\$ 466,621

NOTE 19 ENDOWMENTS – FOUNDATION

Endowment net asset composition by type of fund as of June 30, 2010 is as follows:

	Unrestricted	Temporarily Restricted	Permanently Restricted	Total Net Endowment Assets
Donor-restricted endowment funds:				
Scholarships	\$ -	\$ 262,668	\$ 484,386	\$ 747,054
Title III	-	667,872	-	667,872
Board-designated endowment funds	10,670	-	-	10,670
Total funds	\$ 10,670	\$ 930,540	\$ 484,386	\$ 1,425,596

(Continued on following page)

SISKIYOU JOINT COMMUNITY COLLEGE DISTRICT
 NOTES TO THE FINANCIAL STATEMENTS
 JUNE 30, 2010 AND 2009

NOTE 19 ENDOWMENTS – FOUNDATION
 (Continued)

Changes in endowment net assets as of June 30, 2010 are as follows:

	<u>Unrestricted</u>	<u>Temporarily Restricted</u>	<u>Permanently Restricted</u>	<u>Total Net Endowment Assets</u>
Endowment net assets, beginning of year	\$ 14,672	\$ 596,034	\$ 466,621	\$ 1,077,327
Contributions	-	223,172	17,765	240,937
Investment income	289	35,593	-	35,882
Net appreciation(depreciation)	1,709	107,822	-	109,531
Amounts appropriated for expenditure	<u>(6,000)</u>	<u>(32,081)</u>	<u>-</u>	<u>(38,081)</u>
Endowment net assets, end of year	\$ <u>10,670</u>	\$ <u>930,540</u>	\$ <u>484,386</u>	\$ <u>1,425,596</u>

Endowment net asset composition by type of fund as of June 30, 2009 is as follows:

	<u>Unrestricted</u>	<u>Temporarily Restricted</u>	<u>Permanently Restricted</u>	<u>Total Net Endowment Assets</u>
Donor-restricted endowment funds:				
Scholarships	\$ -	\$ 193,156	\$ 466,621	\$ 659,777
Title III	-	402,878	-	402,878
Board-designated endowment funds	<u>14,672</u>	<u>-</u>	<u>-</u>	<u>14,672</u>
Total funds	\$ <u>14,672</u>	\$ <u>596,034</u>	\$ <u>466,621</u>	\$ <u>1,077,327</u>

Changes in endowment net assets as of June 30, 2009 are as follows:

	<u>Unrestricted</u>	<u>Temporarily Restricted</u>	<u>Permanently Restricted</u>	<u>Total Net Endowment Assets</u>
Endowment net assets, beginning of year	\$ 14,177	\$ 582,323	\$ 442,186	\$ 1,038,686
Contributions	6,060	139,840	24,435	170,335
Investment income	355	47,656	-	48,011
Net appreciation(depreciation)	(2,920)	(152,316)	-	(155,236)
Amounts appropriated for expenditure	<u>(3,000)</u>	<u>(21,469)</u>	<u>-</u>	<u>(24,469)</u>
Endowment net assets, end of year	\$ <u>14,672</u>	\$ <u>596,034</u>	\$ <u>466,621</u>	\$ <u>1,077,327</u>

(Continued on following page)

SISKIYOU JOINT COMMUNITY COLLEGE DISTRICT
 NOTES TO THE FINANCIAL STATEMENTS
 JUNE 30, 2010 AND 2009

NOTE 19 ENDOWMENTS – FOUNDATION
 (Continued)

Donor-restricted scholarship endowment funds consist of permanently restricted contributions received for various scholarship programs. Earnings on these endowments are used for the payment of scholarships under the various programs. Donor-restricted Title III endowment funds are Federal grant receipts (and matching contributions) which are to be held for a period of twenty years. Earnings on these funds are to be spent on maintenance of the Rural Health Science Institute. At the end of the twenty year period, the grant proceeds and matching contributions are available to be used to pay various Rural Health Science Institute related expenditures.

NOTE 20 FAIR VALUE MEASUREMENTS – FOUNDATION

Fair values of assets measured on a recurring basis at June 30, 2010 are as follows:

	Fair Value Measurements at Reporting Date Using			
	Fair Value	Quoted Prices In Active Markets for Identical Assets (Level 1)	Significant Other Observable Inputs (Level 2)	Significant Unobservable Inputs (Level 3)
Mutual funds and debt securities	\$ 1,498,090	\$ 1,498,090	\$ -	\$ -
Beneficial interest in CRAT	<u>327,377</u>	<u>-</u>	<u>-</u>	<u>327,377</u>
Total	<u>\$ 1,825,467</u>	<u>\$ 1,498,090</u>	<u>\$ -</u>	<u>\$ 327,377</u>

Assets measured at fair value on a recurring basis using significant unobservable inputs (Level 3):

	CRAT
July 1, 2009	\$ 299,995
Total gains or losses (realized/unrealized)	27,382
Purchases, issuance, and settlements	-
Transfers in and/or out of Level 3	<u>-</u>
June 30, 2010	<u>\$ 327,377</u>

(Continued on following page)

SISKIYOU JOINT COMMUNITY COLLEGE DISTRICT
 NOTES TO THE FINANCIAL STATEMENTS
 JUNE 30, 2010 AND 2009

NOTE 20 FAIR VALUE MEASUREMENTS – FOUNDATION
 (Continued)

Financial assets valued using level 1 inputs are based on unadjusted quoted market prices within active markets. Financial assets valued using level 2 inputs are based primarily on quoted prices for similar assets in active or inactive markets.

Fair value for the assets held by others (Level 3) is determined by management's judgment to approximate the present value of the future distributions expected to be received.

Fair values of assets measured on a recurring basis at June 30, 2009 are as follows:

	Fair Value Measurements at Reporting Date Using			
	Fair Value	Quoted Prices In Active Markets for Identical Assets (Level 1)	Significant Other Observable Inputs (Level 2)	Significant Unobservable Inputs (Level 3)
Mutual funds and debt securities	\$ 1,180,116	\$ 1,180,116	\$ -	\$ -
Beneficial interest in CRAT	<u>299,995</u>	<u>-</u>	<u>-</u>	<u>299,995</u>
Total	<u>\$ 1,480,111</u>	<u>\$ 1,180,116</u>	<u>\$ -</u>	<u>\$ 299,995</u>

Assets measured at fair value on a recurring basis using significant unobservable inputs (Level 3):

	CRAT
July 1, 2008	\$ 385,812
Total gains or losses (realized/unrealized)	(85,817)
Purchases, issuance, and settlements	-
Transfers in and/or out of Level 3	<u>-</u>
June 30, 2009	<u>\$ 299,995</u>

(Continued on following page)

THIS PAGE INTENTIONALLY LEFT BLANK

SISKIYOU JOINT COMMUNITY COLLEGE DISTRICT
 ORGANIZATION
 JUNE 30, 2010

BOARD OF TRUSTEES

Name	Office	Area	Term Expires
Mr. Alan Dyar	President	VII	December 2010
Mr. Robert Rice	Vice President	V	December 2012
Mrs. Penny Heilman	Member	I	December 2010
Mr. Jim Hardy	Member	II	December 2010
Mrs. Marilyn Hall	Member	III	December 2010
Mr. Barry Ohlund	Member	IV	December 2012
Mr. Gregory Hanna	Member	VI	December 2012

ADMINISTRATION

NAME	Office
Randall Lawrence	Superintendent/President
Dr. Robert Frost	Vice President for Student Learning
Mr. Steve Crow	Vice President of Administrative and Information Services

SISKIYOU JOINT COMMUNITY COLLEGE DISTRICT
SCHEDULE OF EXPENDITURES OF FEDERAL AWARDS
YEAR ENDED JUNE 30, 2010

Federal Grantor/Pass-through Grantor/Program Title	Federal CFDA Number	Disbursements/ Expenditures
<u>Department of Agriculture:</u>		
Passed-through Siskiyou County Department of Education:		
National Forest - Dependent Rural Communities	10.670	\$ 254,025
Distance Learning and Telemedicine Loans and Grants	10.855	212,652
Total Department of Agriculture		<u>466,677</u>
<u>Department of Education:</u>		
Federal Supplemental Educational Opportunity Grants Program	84.007	47,575
Federal Family Education Loan Program	84.032	-
Federal Work Study Program	84.033	76,339
Federal Pell Grant Program	84.063	4,398,467
Academic Competitiveness Grant	84.375	22,525
TRIO - Student Support Services	84.042	304,221
TRIO - Upward Bound	84.047	331,054
Title III	84.013A	439,244
Passed through State Department of Education -		
State Fiscal Stabilization Fund - Education State Grants - ARRA	84.394	96,102
Vocational Education - Basic Grants to States (Title II)	84.048	127,951
Total Department of Education		<u>5,843,478</u>
Total Federal Programs		<u>\$ 6,310,155</u>

The accompanying notes to the supplementary information
are an integral part of this supplementary information.

SISKIYOU JOINT COMMUNITY COLLEGE DISTRICT
SCHEDULE OF STATE FINANCIAL AWARDS
YEAR ENDED JUNE 30, 2010

Description	Program Revenues			Total	Total Program Expenditures
	Cash Received	(Increase) Decrease Accounts Receivable	(Increase) Decrease in Deferred Income		
CalWorks	\$ 48,905	\$ -	\$ 4,995	\$ 53,900	\$ 53,900
TANF	23,987	2,121	345	26,453	26,453
Part time Faculty Parity	55,859	-	-	55,859	55,859
LVN-RN Step Up	377	(377)	-	-	-
CTE	-	-	631,812	631,812	631,812
SFAA	145,124	-	28,555	173,679	173,679
Matriculation	118,292	-	30,451	148,743	148,743
Basic Skills	90,000	-	(9,924)	80,076	80,076
Instructional Equipment	-	-	6,870	6,870	6,870
Staff Diversity	4,570	-	904	5,474	5,474
DSP&S	242,198	-	(23,628)	218,570	218,570
E.O.P.S.	264,055	-	(59)	263,996	263,996
C.A.R.E.	45,291	-	(1)	45,290	45,290
All other categorical	1,274,259	(59,001)	(742,935)	472,323	472,323
	<u>\$ 2,312,917</u>	<u>\$ (57,257)</u>	<u>\$ (72,615)</u>	<u>\$ 2,183,045</u>	<u>\$ 2,183,045</u>

The accompanying notes to the supplementary information are an integral part of this supplementary information.

SISKIYOU JOINT COMMUNITY COLLEGE DISTRICT
 SCHEDULE OF WORKLOAD MEASURES FOR
 STATE GENERAL APPORTIONMENT
 ANNUALIZED ATTENDANCE AS OF JUNE 30, 2010

Categories	Reported Data	Audit Adjustments	Revised Data
A. Summer Intersession (Summer 2009 Only)			
1. Noncredit	18.06		18.06
2. Credit	99.03		99.03
B. Summer Intersession (Summer 2010 Prior to July 1, 2010)			
1. Noncredit	-		-
2. Credit	-		-
C. Primary Terms (Exclusive of Summer Intersession)			
1. Census Procedure Courses			
(a) Weekly Census Contact Hours	1,653.12		1,653.12
(b) Daily Census Contact Hours	267.00		267.00
2. Actual Hours of Attendance Procedures Courses			
(a) Noncredit	87.05		87.05
(b) Credit	169.42		169.42
3. Alternative Attendance Accounting Procedure			
(a) Weekly Census Procedure Courses	217.30		217.30
(b) Daily Census Procedure Courses	92.11		92.11
(c) Noncredit Independent Study/Distance Education Courses	-		-
D. Total FTES	<u>2,603.09</u>		<u>2,603.09</u>
Supplemental Information (Subset of above information)			
E. In-Service Training Courses (FTES)	88.18		88.18
H. Basic Skills Courses and Immigrant Education			
1. Noncredit	29.14		29.14
2. Credit	270.53		270.53

The accompanying notes to the supplementary information
 are an integral part of this supplementary information.

SISKIYOU JOINT COMMUNITY COLLEGE DISTRICT

RECONCILIATION OF ANNUAL FINANCIAL
AND BUDGET REPORT (CCFS-311)
WITH DISTRICT ACCOUNTING RECORDS

YEAR ENDED JUNE 30, 2010

	General Fund	Bond Interest and Redemption Fund	Revenue Bond Interest and Redemption Fund	Cafeteria Fund
	<u> </u>	<u> </u>	<u> </u>	<u> </u>
June 30, 2010 Annual Financial and Budget Report (CCFS-311) Fund Balance (Deficit)	<u>\$ 2,541,940</u>	<u>\$ 23,888</u>	<u>\$ 1,007,535</u>	<u>\$ 14,627</u>
Adjustment and reclassifications increasing (decreasing) the fund balance:				
District identified adjustments	147	-	-	-
Audit adjustments	-	-	21,987	-
Reclassification of Amounts Held for Others	-	-	-	-
Rounding	<u>-</u>	<u>1</u>	<u>-</u>	<u>(1)</u>
Net adjustments and reclassifications	<u>147</u>	<u>1</u>	<u>21,987</u>	<u>(1)</u>
June 30, 2010 District Accounting Records Fund Balance (Deficit)	<u><u>\$ 2,542,087</u></u>	<u><u>\$ 23,889</u></u>	<u><u>\$ 1,029,522</u></u>	<u><u>\$ 14,626</u></u>

(Continued on following page)

The accompanying notes to the supplementary information
are an integral part of this supplementary information.

<u>Dormitory Revenue Fund</u>	<u>Dormitory Repair and Replacement Fund</u>	<u>Capital Outlay Fund</u>	<u>Revenue Bond Construction Fund</u>	<u>Bookstore Fund</u>	<u>Self- Insurance Fund</u>	<u>Associated Students Trust Fund</u>
<u>\$ (360,573)</u>	<u>\$ 22,293</u>	<u>\$ (31,932)</u>	<u>\$ 273,911</u>	<u>\$ (80,483)</u>	<u>\$ 1,338,205</u>	<u>\$ 18,180</u>
-	-	-	-	-	(954,209)	-
-	-	-	-	-	-	-
-	-	-	-	-	-	(18,180)
<u>-</u>	<u>1</u>	<u>-</u>	<u>-</u>	<u>-</u>	<u>1</u>	<u>-</u>
<u>-</u>	<u>1</u>	<u>-</u>	<u>-</u>	<u>-</u>	<u>(954,208)</u>	<u>(18,180)</u>
<u>\$ (360,573)</u>	<u>\$ 22,294</u>	<u>\$ (31,932)</u>	<u>\$ 273,911</u>	<u>\$ (80,483)</u>	<u>\$ 383,997</u>	<u>\$ -</u>

SISKIYOU JOINT COMMUNITY COLLEGE DISTRICT

RECONCILIATION OF ANNUAL FINANCIAL
AND BUDGET REPORT (CCFS-311)
WITH DISTRICT ACCOUNTING RECORDS

YEAR ENDED JUNE 30, 2010

	Student Financial Aid Fund	Scholarship and Loan Trust Fund	Other Agency Funds	Total District Funds
June 30, 2010 Annual Financial and Budget Report (CCFS-311) Fund Balance (Deficit)	<u>\$ (56,302)</u>	<u>\$ 25,316</u>	<u>\$ -</u>	<u>\$ 4,736,605</u>
Adjustment and reclassifications increasing (decreasing) the fund balance:				
District identified adjustments	-	2,600	-	(951,462)
Audit adjustments	-	-	-	21,987
Reclassification of Amounts Held for Others	-	(27,916)	-	(46,096)
Rounding	<u>(1)</u>	<u>-</u>	<u>-</u>	<u>1</u>
Net adjustments and reclassifications	<u>(1)</u>	<u>(25,316)</u>	<u>-</u>	<u>(975,570)</u>
June 30, 2010 District Accounting Records Fund Balance (Deficit)	<u>\$ (56,303)</u>	<u>\$ -</u>	<u>\$ -</u>	<u>\$ 3,761,035</u>

The accompanying notes to the supplementary information
are an integral part of this supplementary information.

SISKIYOU JOINT COMMUNITY COLLEGE DISTRICT
 COMBINING BALANCE SHEET - ALL DISTRICT FUNDS
 INCLUDED IN THE REPORTING ENTITY

JUNE 30, 2010

	General	Bond Interest and Redemption	Measure A Interest and Redemption	Cafeteria
ASSETS				
Cash and cash equivalents	\$ 1,084,896	\$ 23,799	\$ 1,377,197	\$ 80,121
Investments	199,112	-	-	-
Accounts receivable, net	3,253,403	90	11,146	165,862
Due from other funds	706,063	-	-	-
Due from Foundation	28,650	-	-	-
Inventory and prepaids	113,259	-	-	-
Total assets	\$ 5,385,383	\$ 23,889	\$ 1,388,343	\$ 245,983
LIABILITIES				
Accounts payable	\$ 1,058,523	-	\$ 358,821	\$ 22,288
Deferred revenue	1,450,152	-	-	-
Due to other funds	334,621	-	-	209,069
Amounts held for others	-	-	-	-
Estimated liability for claims and claims adjustment expense	-	-	-	-
Total liabilities	2,843,296	-	358,821	231,357
FUND EQUITY				
Retained earnings (deficit)	-	-	-	-
Fund balances (deficit):				
Reserves for debt service	-	23,889	1,029,522	-
Reserved for capital outlay	-	-	-	-
Unreserved:				
Undesignated	2,542,087	-	-	14,626
Total fund equity (deficit)	2,542,087	23,889	1,029,522	14,626
Total liabilities and fund equity (deficit)	\$ 5,385,383	\$ 23,889	\$ 1,388,343	\$ 245,983

(Continued on following page)

The accompanying notes to the supplementary information
are an integral part of this supplementary information.

<u>Dormitory Revenue</u>	<u>Dormitory Repair and Replacement</u>	<u>Capital Outlay</u>	<u>Measure A Construction</u>	<u>Bookstore</u>	<u>Self-Insurance</u>	<u>Associated Students Trust</u>
\$ 33,173	\$ 22,210	\$ 21,101	\$ 92,239	\$ 137,832	\$ 143,944	\$ 26,088
-	-	-	-	-	-	-
168,525	84	196	670	89,241	1,013	34
-	-	70,757	281,648	-	1,411,162	6,067
-	-	-	-	-	-	-
-	-	-	-	243,832	-	-
<u>\$ 201,698</u>	<u>\$ 22,294</u>	<u>\$ 92,054</u>	<u>\$ 374,557</u>	<u>\$ 470,905</u>	<u>\$ 1,556,119</u>	<u>\$ 32,189</u>
\$ 7,217	-	\$ 123,986	\$ 100,646	\$ 25,589	\$ 57,082	\$ 107
-	-	-	-	-	-	1,386
555,054	-	-	-	525,799	764,282	4,697
-	-	-	-	-	-	25,999
-	-	-	-	-	350,758	-
<u>562,271</u>	<u>-</u>	<u>123,986</u>	<u>100,646</u>	<u>551,388</u>	<u>1,172,122</u>	<u>32,189</u>
-	-	-	-	(80,483)	383,997	-
-	-	-	-	-	-	-
-	22,294	116,680	273,911	-	-	-
<u>(360,573)</u>	<u>-</u>	<u>(148,612)</u>	<u>-</u>	<u>-</u>	<u>-</u>	<u>-</u>
<u>(360,573)</u>	<u>22,294</u>	<u>(31,932)</u>	<u>273,911</u>	<u>(80,483)</u>	<u>383,997</u>	<u>-</u>
<u>\$ 201,698</u>	<u>\$ 22,294</u>	<u>\$ 92,054</u>	<u>\$ 374,557</u>	<u>\$ 470,905</u>	<u>\$ 1,556,119</u>	<u>\$ 32,189</u>

SISKIYOU JOINT COMMUNITY COLLEGE DISTRICT
 COMBINING BALANCE SHEET - ALL DISTRICT FUNDS
 INCLUDED IN THE REPORTING ENTITY

JUNE 30, 2010

	Student Financial Aid	Scholarship and Loan Trust	Other Agency Funds	Total
ASSETS				
Cash and cash equivalents	\$ 9,767	\$ 23,002	\$ 43,091	\$ 3,118,460
Investments	-	-	-	199,112
Accounts receivable, net	32,287	1,443	200	3,724,194
Due from other funds	-	3,471	3,290	2,482,458
Due from Foundation	-	-	-	28,650
Inventory and prepaids	-	-	-	357,091
	Total assets	\$ 27,916	\$ 46,581	\$ 9,909,965
LIABILITIES				
Accounts payable	\$ 13,099	\$ 2,600	\$ 10,516	\$ 1,780,474
Deferred revenue	477	-	-	1,452,015
Due to other funds	84,781	-	4,155	2,482,458
Amounts held for others	-	25,316	31,910	83,225
Estimated liability for claims and claims adjustment expense	-	-	-	350,758
	Total liabilities	98,357	46,581	6,148,930
FUND EQUITY				
Retained earnings (deficit)	-	-	-	303,514
Fund balances (deficit):				
Reserves for debt service	-	-	-	1,053,411
Reserved for capital outlay	-	-	-	412,885
Unreserved:				
Undesignated	(56,303)	-	-	1,991,225
	Total fund equity (deficit)	(56,303)	-	3,761,035
	Total liabilities and fund equity (deficit)	\$ 27,916	\$ 46,581	\$ 9,909,965

The accompanying notes to the supplementary information
 are an integral part of this supplementary information.

SISKIYOU JOINT COMMUNITY COLLEGE DISTRICT
 COMBINING STATEMENT OF REVENUES, EXPENDITURES/EXPENSES,
 AND CHANGES IN FUND EQUITY - ALL DISTRICT FUNDS
 INCLUDED IN THE REPORTING ENTITY
 YEAR ENDED JUNE 30, 2010

	General	Bond Interest and Redemption	Measure A Interest and Redemption	Cafeteria
OPERATING REVENUES				
Tuition and fees	\$ 1,997,252	-	-	\$ 448,084
Less: scholarship discount and allowance	(921,505)	-	-	-
Net tuition and fees	1,075,747	-	-	448,084
Grants and contracts, non-capital:				
Federal	1,779,330	-	-	-
State	1,398,695	-	-	-
Local	158,606	-	-	22,647
Auxiliary enterprise sales and charges	-	-	-	-
Total operating revenues	4,412,378	-	-	470,731
OPERATING EXPENDITURES/EXPENSES				
Salaries	11,275,662	-	-	12,434
Employee benefits	3,929,093	-	-	1,629
Supplies, materials, and other operating expenditures/expenses and services	2,656,525	-	4,400	407,557
Payments to students	237,841	-	-	-
Capital outlay	702,442	-	-	1,731
Utilities	716,120	-	-	20,000
Total operating expenditures/expenses	19,517,683	-	4,400	443,351
OPERATING INCOME (LOSS)	(15,105,305)	-	(4,400)	27,380
NON-OPERATING REVENUES (EXPENDITURES)				
State apportionments	11,660,338	-	-	-
Local property taxes	3,475,285	-	1,109,001	-
State taxes and other revenues	469,177	-	37,957	-
Investment income, non-capital	84,258	487	22,763	-
Other non-operating revenues	198,268	-	-	-
Debt services	(36,750)	(13,030)	(946,269)	-
Bond issuance costs	-	-	(72,949)	-
Total non-operating revenues (expenditures)	15,850,576	(12,543)	150,503	-

(Continued on following page)

The accompanying notes to the supplementary information
 are an integral part of this supplementary information.

Dormitory Revenue	Dormitory Repair and Replacement	Capital Outlay	Measure A Construction	Bookstore	Self-Insurance	Associated Students Trust
\$ 380,140	-	-	-	-	-	-
-	-	-	-	-	-	-
380,140	-	-	-	-	-	-
-	-	-	-	-	-	-
-	-	117,337	-	-	-	-
22,875	-	119,436	-	3,808	2,935,653	-
-	-	-	-	769,411	-	-
403,015	-	236,773	-	773,219	2,935,653	-
227,956	-	-	-	86,821	-	-
91,673	-	-	-	46,877	3,435,521	-
37,743	-	146,762	62,908	663,513	610	-
-	-	-	-	-	-	-
4,435	-	775,325	565,304	-	-	-
41,000	-	-	479	10,000	-	-
402,807	-	922,087	628,691	807,211	3,436,131	-
208	-	(685,314)	(628,691)	(33,992)	(500,478)	-
-	-	-	-	-	-	-
-	-	-	-	-	-	-
-	-	-	-	-	-	-
3,739	408	2,970	4,112	-	634	-
-	-	-	-	-	-	-
-	-	-	-	-	-	-
-	-	-	-	-	-	-
3,739	408	2,970	4,112	-	634	-

SISKIYOU JOINT COMMUNITY COLLEGE DISTRICT
 COMBINING STATEMENT OF REVENUES, EXPENDITURES/EXPENSES,
 AND CHANGES IN FUND EQUITY - ALL DISTRICT FUNDS
 INCLUDED IN THE REPORTING ENTITY

YEAR ENDED JUNE 30, 2010

	General	Bond Interest and Redemption	Measure A Interest and Redemption	Cafeteria
Excess of revenues over (under) expenditures	745,271	(12,543)	146,103	27,380
OTHER FINANCING SOURCES (USES)				
Operating transfers in	96,102	13,030	-	-
Operating transfers out	(431,712)	-	-	(12,000)
Bond anticipation notes issued	-	-	-	-
Premium on bond anticipation notes	-	-	78,033	-
Total other financing sources (uses)	(335,610)	13,030	78,033	(12,000)
Excess of revenues and other financing sources over (under) expenditures and other financing uses	409,661	487	224,136	15,380
FUND EQUITY (DEFICIT), BEGINNING OF YEAR	2,132,426	23,402	805,386	(754)
FUND EQUITY (DEFICIT), END OF YEAR	\$ 2,542,087	\$ 23,889	\$ 1,029,522	\$ 14,626

(Continued on following page)

The accompanying notes to the supplementary information
 are an integral part of this supplementary information.

<u>Dormitory Revenue</u>	<u>Dormitory Repair and Replacement</u>	<u>Capital Outlay</u>	<u>Measure A Construction</u>	<u>Bookstore</u>	<u>Self- Insurance</u>	<u>Associated Students Trust</u>
<u>3,947</u>	<u>408</u>	<u>(682,344)</u>	<u>(624,579)</u>	<u>(33,992)</u>	<u>(499,844)</u>	<u>-</u>
-	4,000	414,069	-	-	-	-
(17,030)	-	(85,544)	-	-	-	-
-	-	-	998,755	-	-	-
-	-	-	-	-	-	-
<u>(17,030)</u>	<u>4,000</u>	<u>328,525</u>	<u>998,755</u>	<u>-</u>	<u>-</u>	<u>-</u>
(13,083)	4,408	(353,819)	374,176	(33,992)	(499,844)	-
<u>(347,490)</u>	<u>17,886</u>	<u>321,887</u>	<u>(100,265)</u>	<u>(46,491)</u>	<u>883,841</u>	<u>-</u>
<u>\$ (360,573)</u>	<u>\$ 22,294</u>	<u>\$ (31,932)</u>	<u>\$ 273,911</u>	<u>\$ (80,483)</u>	<u>\$ 383,997</u>	<u>\$ -</u>

SISKIYOU JOINT COMMUNITY COLLEGE DISTRICT
 COMBINING STATEMENT OF REVENUES, EXPENDITURES/EXPENSES,
 AND CHANGES IN FUND EQUITY - ALL DISTRICT FUNDS
 INCLUDED IN THE REPORTING ENTITY
 YEAR ENDED JUNE 30, 2010

	Student Financial Aid	Scholarship and Loan Trust	Other Agency Funds	Total
OPERATING REVENUES				
Tuition and fees	-	-	-	\$ 2,825,476
Less: scholarship discount and allowance	-	-	-	(921,505)
Net tuition and fees	-	-	-	1,903,971
Grants and contracts, non-capital:				
Federal	4,532,526	-	-	6,311,856
State	558,480	-	-	2,074,512
Local	2	-	-	3,263,027
Auxiliary enterprise sales and charges	-	-	-	769,411
Total operating revenues	5,091,008	-	-	14,322,777
OPERATING EXPENDITURES/EXPENSES				
Salaries	143,139	-	-	11,746,012
Employee benefits	46,061	-	-	7,550,854
Supplies, materials, and other operating expenditures/expenses and services	11,547	-	-	3,991,565
Payments to students	4,904,413	-	-	5,142,254
Capital outlay	-	-	-	2,049,237
Utilities	-	-	-	787,599
Total operating expenditures/expenses	5,105,160	-	-	31,267,521
OPERATING INCOME (LOSS)	(14,152)	-	-	(16,944,744)
NON-OPERATING REVENUES (EXPENDITURES)				
State apportionments	-	-	-	11,660,338
Local property taxes	-	-	-	4,584,286
State taxes and other revenues	-	-	-	507,134
Investment income, non-capital	-	-	-	119,371
Other non-operating revenues	-	-	-	198,268
Debt services	-	-	-	(996,049)
Bond issuance costs	-	-	-	(72,949)
Total non-operating revenues (expenditures)	-	-	-	16,000,399

(Continued on following page)

The accompanying notes to the supplementary information
 are an integral part of this supplementary information.

SISKIYOU JOINT COMMUNITY COLLEGE DISTRICT
 COMBINING STATEMENT OF REVENUES, EXPENDITURES/EXPENSES,
 AND CHANGES IN FUND EQUITY - ALL DISTRICT FUNDS
 INCLUDED IN THE REPORTING ENTITY
 YEAR ENDED JUNE 30, 2010

	Student Financial Aid	Scholarship and Loan Trust	Other Agency Funds	Total
Excess of revenues over (under) expenditures	(14,152)	-	-	(944,345)
OTHER FINANCING SOURCES (USES)				
Operating transfers in	19,085	-	-	546,286
Operating transfers out	-	-	-	(546,286)
Bond anticipation notes issued	-	-	-	998,755
Premium on bond anticipation notes	-	-	-	78,033
Total other financing sources (uses)	19,085	-	-	1,076,788
Excess of revenues and other financing sources over (under) expenditures and other financing uses	4,933	-	-	132,443
FUND EQUITY (DEFICIT), BEGINNING OF YEAR	(61,236)	-	-	3,628,592
FUND EQUITY (DEFICIT), END OF YEAR	\$ (56,303)	\$ -	\$ -	\$ 3,761,035

The accompanying notes to the supplementary information
 are an integral part of this supplementary information.

SISKIYOU JOINT COMMUNITY COLLEGE DISTRICT
RECONCILIATION OF FUND EQUITY TO NET ASSETS
JUNE 30, 2010

Total Fund Equity - District Funds Included in the Reporting Entity		\$ 3,761,035
Assets recorded within the GASB 35 Statement of Net Assets not included in the District fund financial statements:		
Capitalized assets	\$ 37,796,802	
Accumulated depreciation	<u>(8,658,076)</u>	29,138,726
Nondepreciable capital assets		1,942,856
Deferred charges, net		1,033,180
Liabilities recorded within the GASB 35 Statement of Net Assets not recorded in the District fund financial statements:		
Long-term liabilities:		
Compensated absences	(328,956)	
Other postemployment benefits obligation	(744,660)	
Long-term debt	<u>(27,858,396)</u>	<u>(28,932,012)</u>
Net assets reported within the GASB 35 Statement of Net Assets		<u>\$ 6,943,785</u>

The accompanying notes to the supplementary information
are an integral part of this supplementary information.

SISKIYOU JOINT COMMUNITY COLLEGE DISTRICT
RECONCILIATION OF CHANGE IN FUND EQUITY
TO DECREASE IN NET ASSETS
YEAR ENDED JUNE 30, 2010

Total Net Change in Fund Equity - District Funds Included in the Reporting Entity	\$ 132,443
Compensated absence expense not reported within the GASB 35 Statements	(5,863)
Depreciation expense reported within the GASB 35 Statements	(1,180,044)
Accretion of general obligation bonds reported within the GASB 35 Statements	(293,314)
Amortization of debt issuance costs reported within the GASB 35 Statements	(42,361)
Amortization of bond premiums reported within the GASB 35 Statements	46,375
Capital outlay expense not reported within the GASB 35 Statements	1,841,880
Other postemployment benefits expense reported within the GASB 35 Statements	(279,535)
General obligation bond anticipation note proceeds not reported within the GASB 35 Statements	(998,755)
Premiums on general obligation bond anticipation notes not reported within the GASB 35 Statements	(78,033)
Bond issuance costs not reported within the GASB 35 Statements	72,949
Principal payments on debt not reported within the GASB 35 Statements	<u>85,000</u>
Net decrease in net assets reported within GASB 35 Financial Statements	<u><u>\$ (699,258)</u></u>

The accompanying notes to the supplementary information
are an integral part of this supplementary information.

SISKIYOU JOINT COMMUNITY COLLEGE DISTRICT
NOTES TO THE SUPPLEMENTARY INFORMATION
JUNE 30, 2010

NOTE 1 PURPOSE OF SCHEDULES

Schedule of Expenditures of Federal Awards and
Schedule of State Financial Awards

The audit of the Siskiyou Joint Community College District for the year ended June 30, 2010 was conducted in accordance with OMB Circular A-133, which requires disclosure of the financial activities of all federally funded programs. To comply with A-133 and state requirements, the Schedule of Expenditures of Federal Awards and Schedule of State Financial Awards were prepared for the Siskiyou Joint Community College District.

These schedules are prepared on the accrual basis of accounting.

Schedule of Workload Measures for State General Apportionment

The Schedule of Workload Measures for State General Apportionment Annualized Attendance as of June 30, 2010 represents the basis of apportionment of the Siskiyou Joint Community College District's annual source of funding.

Reconciliation of Annual Financial and Budget Report (CCFS-311)
with District Accounting Records

This schedule provides the information necessary to reconcile the fund balance of all funds reported on the Form CCFS-311 to the District Accounting Records.

NOTE 2 FEDERAL FAMILY EDUCATIONAL LOAN PROGRAM

The District granted \$3,882,028 in loans under the Federal Family Education Loan Program for the year ended June 30, 2010.

(Continued on following page)

SISKIYOU JOINT COMMUNITY COLLEGE DISTRICT
NOTES TO THE SUPPLEMENTARY INFORMATION
JUNE 30, 2010

NOTE 3 COMBINING FINANCIAL STATEMENTS SUMMARY OF SIGNIFICANT
ACCOUNTING POLICIES

Basis of Accounting

The accompanying Combining Balance Sheet – All District Funds Included in the Reporting Entity, Combining Statement of Revenues, Expenditures/Expenses, and Changes in Fund Equity – All District Funds Included in the Reporting Entity are presented on the modified accrual basis of accounting with the exception of the Self-Insurance Fund and Bookstore Fund, which are presented on the accrual basis of accounting consistent with the presentation in the entity-wide financial statements.

Under the modified accrual basis of accounting, revenues are recognized when susceptible to accrual (i.e., when they are "measurable" and "available"). "Measurable" means the amount of the transaction can be determined and "available" means collectible within the current period or soon enough thereafter to pay liabilities of the current period. The District considers property taxes available if they are collected within 60 days after year end. A one-year availability period is used for revenue recognition for all other governmental fund revenues. Expenditures are recorded when the related fund liability is incurred. Principal and interest on general long-term debt are recorded as fund liabilities when due or when amounts have been accumulated in the debt service fund for payments to be made early in the following year.

Property taxes, franchise taxes, licenses, interest revenue and charges for services are susceptible to accrual. Other receipts become measurable and available when cash is received by the District and are recognized as revenue at that time.

The District reports deferred revenue on its combining balance sheet. Deferred revenues arise when potential revenue does not meet both the "measurable" and "available" criteria for recognition in the current period. Deferred revenues also arise when resources are received by the District before it has a legal claim to them, as when grant monies are received prior to the incurrence of qualifying expenditures. In subsequent periods, when both revenue recognition criteria are met, or when the District has legal claim to the resources, the liability for deferred revenue is removed and revenue is recognized.

THIS PAGE INTENTIONALLY LEFT BLANK

INDEPENDENT AUDITORS' REPORT ON INTERNAL CONTROL
OVER FINANCIAL REPORTING AND ON COMPLIANCE AND
OTHER MATTERS BASED ON AN AUDIT OF FINANCIAL
STATEMENTS PERFORMED IN ACCORDANCE WITH
GOVERNMENT AUDITING STANDARDS

Board of Trustees
Siskiyou Joint Community College District
Weed, California

We have audited the financial statements of the business-type activities and the discretely presented component unit of the Siskiyou Joint Community College District (District) as of and for the years ended June 30, 2010 and 2009, which collectively comprise the District's basic financial statements and have issued our report thereon dated November 24, 2010. We conducted our audits in accordance with auditing standards generally accepted in the United States of America and the standards applicable to financial audits contained in *Government Auditing Standards*, issued by the Comptroller General of the United States; and the standards prescribed by the State Department of Finance.

Internal Control Over Financial Reporting

In planning and performing our audits, we considered the District's internal control over financial reporting as a basis for designing our auditing procedures for the purpose of expressing our opinions on the financial statements, but not for the purpose of expressing an opinion on the effectiveness of the District's internal control over financial reporting. Accordingly, we do not express an opinion on the effectiveness of the District's internal control over financial reporting.

A *deficiency in internal control* exists when the design or operation of control does not allow management or employees, in the normal course of performing their assigned functions, to prevent, or detect and correct misstatements on a timely basis. A *material weakness* is a deficiency, or a combination of deficiencies, in internal control such that there is a reasonable possibility that a material misstatement of the District's financial statements will not be prevented, or detected and corrected on a timely basis.

Our consideration of internal control over financial reporting was for the limited purpose described in the first paragraph of this section and was not designed to identify all deficiencies in internal control over financial reporting that might be deficiencies, significant deficiencies, or material weaknesses. We did not identify any deficiencies in internal control over financial reporting that we consider to be material weaknesses, as defined above.

Compliance and Other Matters

As part of obtaining reasonable assurance about whether the District's financial statements are free of material misstatement, we performed tests of its compliance with certain provisions of laws, regulations, contracts, and grant agreements, noncompliance with which could have a direct and material effect on the determination of financial statement amounts. However, providing an opinion on compliance with those provisions was not an objective of our audit, and accordingly, we do not express such an opinion. The results of our tests disclosed no instances of noncompliance or other matters that are required to be reported under *Government Auditing Standards*.

We noted certain matters that we reported to management of the District, in a separate letter dated November 24, 2010.

This report is intended solely for the information and use of the audit committee, Board of Trustees, management, others within the entity, federal awarding agencies, Chancellor's Office, State Department of Finance, and pass-through entities and is not intended to be and should not be used by anyone other than these specified parties.

Nystrom & Company LLP

November 24, 2010

INDEPENDENT AUDITORS' REPORT ON COMPLIANCE WITH
REQUIREMENTS THAT COULD HAVE A DIRECT AND
MATERIAL EFFECT ON EACH MAJOR PROGRAM
AND ON INTERNAL CONTROL OVER COMPLIANCE
IN ACCORDANCE WITH OMB CIRCULAR A-133

Board of Trustees
Siskiyou Joint Community College District
Weed, California

Compliance

We have audited the compliance of Siskiyou Joint Community College District (District) with the types of compliance requirements described in the U.S. Office of Management and Budget (OMB) Circular A-133 *Compliance Supplement* that could have a direct and material effect on each of its major federal programs for the year ended June 30, 2010. The District's major federal programs are identified in the summary of auditors' results section of the accompanying schedule of findings and questioned costs. Compliance with the requirements of laws, regulations, contracts, and grants applicable to each of its major federal programs is the responsibility of the District's management. Our responsibility is to express an opinion on the District's compliance based on our audit.

We conducted our audit of compliance in accordance with auditing standards generally accepted in the United States of America; the standards applicable to financial audits contained in *Government Auditing Standards*, issued by the Comptroller General of the United States; and OMB Circular A-133, *Audits of States, Local Governments, and Non-Profit Organizations*. Those standards and OMB Circular A-133 require that we plan and perform the audit to obtain reasonable assurance about whether noncompliance with the types of compliance requirements referred to above that could have a direct and material effect on a major federal program occurred. An audit includes examining, on a test basis, evidence about the District's compliance with those requirements and performing such other procedures as we considered necessary in the circumstances. We believe that our audit provides a reasonable basis for our opinion. Our audit does not provide a legal determination of the District's compliance with those requirements.

In our opinion, the District complied, in all material respects, with the compliance requirements referred to above that could have a direct and material effect on each of its major federal programs for the year ended June 30, 2010.

Internal Control Over Compliance

Management of the District is responsible for establishing and maintaining effective internal control over compliance with the requirements of laws, regulations, contracts, and grants applicable to federal programs. In planning and performing our audit, we considered the District's internal control over compliance with the requirements that could have a direct and material effect on a major federal program to determine the auditing procedures for the purpose of expressing our opinion on compliance and to test and report on internal control over compliance in accordance with OMB Circular A-133, but not for the purpose of expressing an opinion on the effectiveness of internal control over compliance. Accordingly, we do not express an opinion on the effectiveness of the District's internal control over compliance.

A deficiency internal control over compliance exists when the design or operation of a control over compliance does not allow management or employees, in the normal course of performing their assigned functions, to prevent, or detect and correct, noncompliance with a type of compliance requirement of a federal program on a timely basis. *A material weakness in internal control over compliance* is a deficiency, or combination of deficiencies, in internal control over compliance, such that there is a reasonable possibility that material noncompliance with a type of compliance requirement of a federal program will not be prevented, or detected and corrected, on a timely basis.

Our consideration of internal control over compliance was for the limited purpose described in the first paragraph of this section and was not designed to identify all deficiencies in internal control over compliance that might be deficiencies, significant deficiencies, or material weaknesses. We did not identify any deficiencies in internal control over compliance that we consider to be material weaknesses, as defined above.

This report is intended solely for the information and use of the audit committee, Board of Trustees, management, others within the entity, federal awarding agencies, Chancellor's Office, State Department of Finance, and pass-through entities and is not intended to be and should not be used by anyone other than these specified parties.

Nystrom & Company LLP

November 24, 2010

INDEPENDENT AUDITORS' REPORT
ON STATE COMPLIANCE REQUIREMENTS

Board of Trustees
Siskiyou Joint Community College District
Weed, California

We have audited the accompanying financial statements of the business-type activities and the discretely presented component unit of the Siskiyou Joint Community College District (District) for the year ended June 30, 2010, and have issued our report thereon dated November 24, 2010.

Our audit was conducted in accordance with auditing standards generally accepted in the United States of America; the standards applicable to financial audits contained in *Government Auditing Standards*, issued by the Comptroller General of the United States; OMB Circular A-133, *Audits of States, Local Governments, and Non-Profit Organizations*; and the standards prescribed by the California Department of Finance and, accordingly, included such tests of the accounting records and such other auditing procedures as we considered necessary in the circumstances.

In connection with our audit referred to above, we selected and tested transactions and records to determine the District's compliance with the following state laws and regulations in accordance with Section 400 of the Chancellor's Office's *California Community Colleges Contracted District Audit Manual (CDAM)*:

ANNUAL COMPLIANCE FOCUS

General Directives Testing Structure

1. State General Apportionment Required Data Elements

Administration Testing Structure

1. Fiscal Operations – Salaries of Classroom Instructors: 50 Percent Law
2. Fiscal Operations – GANN Limit Calculation
3. Apportionments – Residency Determination for Credit Courses
4. Apportionments – Concurrent Enrollment of K-12 Students in Community College Credit Courses

5. Apportionments – Apportionment for Instructional Service Agreements/Contracts
6. Apportionments – Enrollment Fee
7. Apportionments – Students Actively Enrolled
8. Open Enrollment
9. Student Fee – Instructional Materials and Health Fees

Student Services Testing Structure

1. Matriculation – Uses of Matriculation Funds
2. CalWORKs – Use of State and Federal TANF Funding

Facilities

1. Scheduled Maintenance Program

Management is responsible for the District's compliance with those requirements. Our responsibility is to express an opinion on the District's compliance based on our audit.

Our audit was conducted in accordance with attestation standards established by the American Institute of Certified Public Accountants and, accordingly, included examining, on a test basis, evidence about the District's compliance with those requirements and performing such other procedures as we considered necessary in the circumstances. We believe that our audit provides a reasonable basis for our opinion. Our audit does not provide a legal determination on the District's compliance with specified requirements.

In our opinion, except for finding 2010-1 described in the accompanying schedule of findings and questioned costs, the District complied, in all material respects, with the aforementioned requirements for the year ended June 30, 2010.

This report is intended solely for the information and use of the District's management, the Board of Trustees, audit committee, and others within the District, California Community Colleges Chancellor's Office, California Department of Finance, and the California Department of Education, and is not intended to be and should not be used by anyone other than these specified parties.

Nystrom & Company LLP

November 24, 2010

SISKIYOU JOINT COMMUNITY COLLEGE DISTRICT
SCHEDULE OF FINDINGS AND QUESTIONED COSTS
YEAR ENDED JUNE 30, 2010

A. SUMMARY OF AUDITORS' RESULTS

1. The Independent Auditors' Report expresses an unqualified opinion on the financial statements of the Siskiyou Joint Community College District.
2. No significant deficiencies relating to the audit of the financial statements are reported in the Independent Auditors' Report on Internal Control Over Financial Reporting and on Compliance and Other Matters Based on an Audit of Financial Statements Performed in Accordance with *Government Auditing Standards*.
3. No instances of noncompliance material to the financial statements of Siskiyou Joint Community College District which would be required to be reported in accordance with *Government Auditing Standards*, were disclosed during the audit.
4. No significant deficiencies relating to the audit of the major federal award programs are reported in the Independent Auditors' Report on Compliance with Requirements That Could Have a Direct and Material Effect on Each Major Program and on Internal Control Over Compliance in Accordance with OMB Circular A-133.
5. The Independent Auditors' Report on compliance for the major federal award programs for the Siskiyou Joint Community College District expresses an unqualified opinion on all major federal programs.
6. There are no audit findings (relative to the major federal award programs for the Siskiyou Joint Community College District) that are required to be reported in accordance with Section 510(a) of OMB Circular A-133.
7. The programs tested as major programs include: 1) Federal Supplemental Educational Opportunity Grants Program (CFDA 84.007); Federal Family Educational Loan Program (CFDA 84.032); Federal Work Study Program (CFDA 84.033); Federal Pell Grant Program (CFDA 84.063) and Academic Competitiveness Grant (CFDA 84.375), which together comprise the student financial aid "cluster" program as defined in the Compliance Supplement; 2) Higher Education Institutional Aid (Title III) (CFDA 84.031A); and 3) State Fiscal Stabilization Fund – Education State Grants – ARRA (CFDA 84.394).
8. The threshold used for distinguishing between Type A and B programs was \$300,000.
9. The Siskiyou Joint Community College District was determined to be a low-risk auditee.

B. FINDINGS – FINANCIAL STATEMENTS AUDIT

NONE

SISKIYOU JOINT COMMUNITY COLLEGE DISTRICT
SCHEDULE OF FINDINGS AND QUESTIONED COSTS
YEAR ENDED JUNE 30, 2010

C. FINDINGS AND QUESTIONED COSTS – MAJOR FEDERAL AWARD PROGRAMS AUDIT

NONE

D. FINDINGS – STATE COMPLIANCE AUDIT

2010-1 – Open Enrollment

Statement of Condition: During our open enrollment testing, we noted that several courses were held on high school campuses during hours which the campuses were closed to the general public; FTES in the amount of 15.88 were claimed for these courses.

Cause of Condition: The District believed that MOU's with each of the high schools solidified open enrollment issues for classes held on those campuses.

Effect of Condition: The District is out of compliance with Section 435 of the CDAM.

Recommendation: The District should consider offering classes on high school campuses during hours that the campuses are open to the general public; or, if classes are going to be held during hours a high school campus is closed to the general public, FTES should not be claimed.

Response: As the District seeks to service the entire community, it has partnered with the county High Schools to provide instruction at each of their locations. In order to comply with the open enrollment requirements, the District prepared and executed signed Memorandums of Understandings (MOU's) with each High School Superintendent early in 2009 specifically stating that "enrollment in District classes must be open to the public." It was the District's understanding that we were in compliance with the Open Enrollment regulations with these signed documents.

The District will be looking into several options to resolve this finding which include 1) requesting the high schools to modify their closed campus policy to exclude College of the Siskiyou classes, 2) change our offerings of classes to be outside of the closed campus hours, 3) continue to offer the classes, but remove them from our 320 report as valid FTES or in worst case, 4) no longer offer those classes. The District will review these and any other options and implement an appropriate practice to be in compliance with the Open Enrollment requirements.

E. FINDINGS – COMPONENT UNIT (FOUNDATION)

NONE

SISKIYOU JOINT COMMUNITY COLLEGE DISTRICT
SUMMARY SCHEDULE OF PRIOR AUDIT FINDINGS
YEAR ENDED JUNE 30, 2010

FINDINGS – STATE COMPLIANCE AUDIT

2009-1 – Students Actively Enrolled

Statement of Condition: While performing testing of students actively enrolled during the prior year, we noted one census report, of the twenty course sections we selected for testing, which claimed FTES for one student twice. Upon further investigation, it was determined that due to a glitch in the District's software a total of 2.50 duplicate FTES were claimed for certain students.

Recommendation: We recommended that the District Admissions and Records staff continue to review all electronic reports generated by their software to ensure that the amounts generated were accurate.

Status: During the audit of the current year, we did not note any duplicate FTES or glitches in the District's software.

2009-2 – GANN Limit

Statement of Condition: During the prior year, while performing testing to determine that amounts reported for the GANN Limit were accurate, we noted that the amount reported for local property taxes was incorrectly reported.

Recommendation: We recommended that the District review its policies and procedures for the preparation and submission GANN Limit calculation to ensure that all future reports did not contain duplicated amounts.

Status: During the audit of the current year, we noted that the GANN limit calculation was reported accurately.